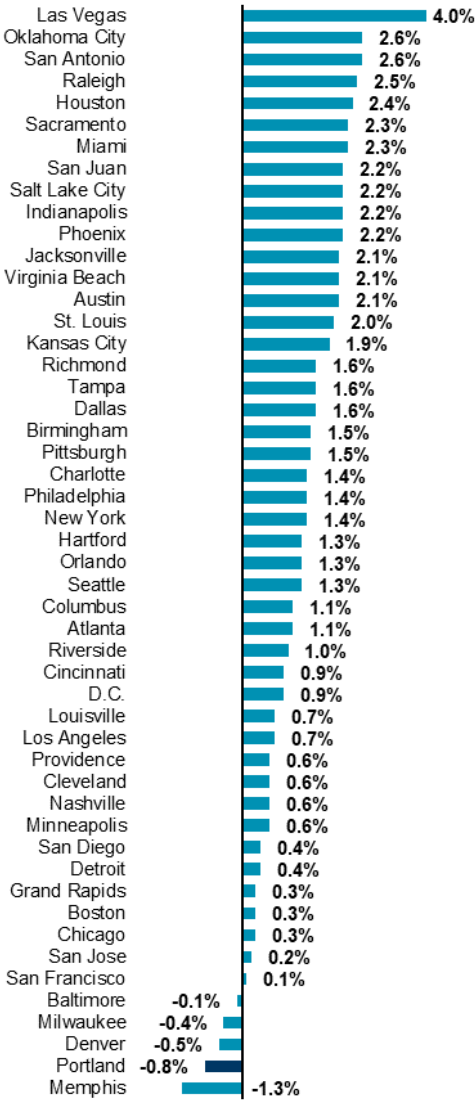


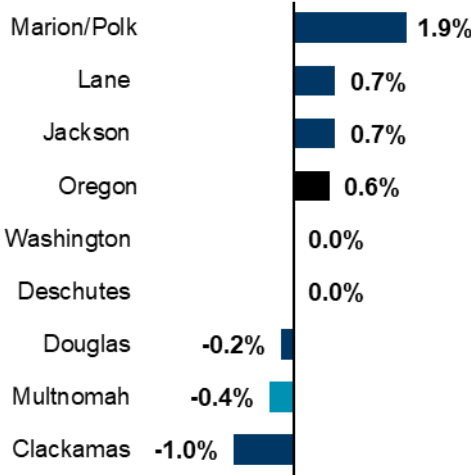
Job Growth by U.S. Metro

Percentage Growth - May 2023 to May 2024



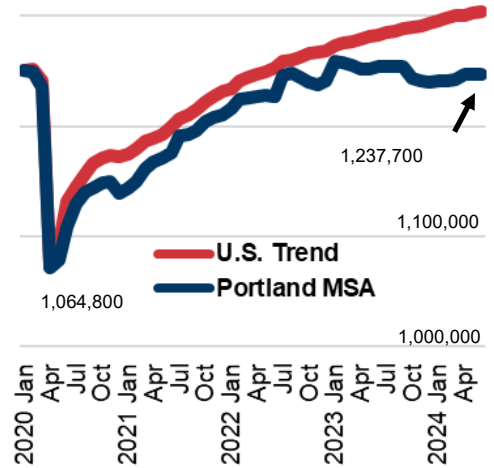
Employment Growth by County

Jun. 2023 to Jun. 2024



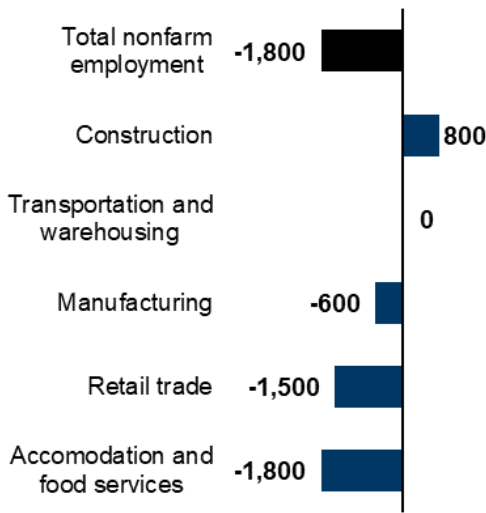
Employment in Portland Metro

Jan. 2020 to Jun. 2024 (seasonally adjusted)



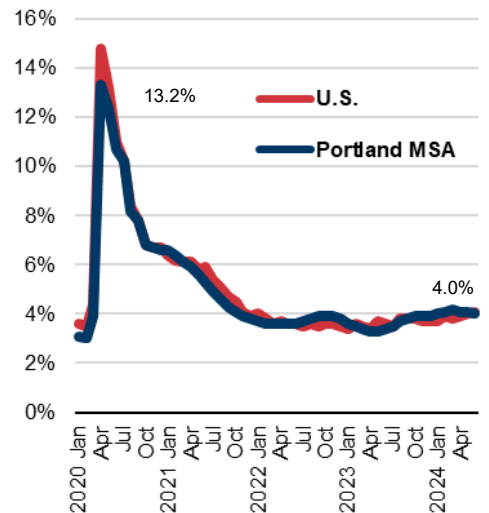
Select Industry Gains and Losses

Multnomah County, Jun. 2023 to Jun. 2024



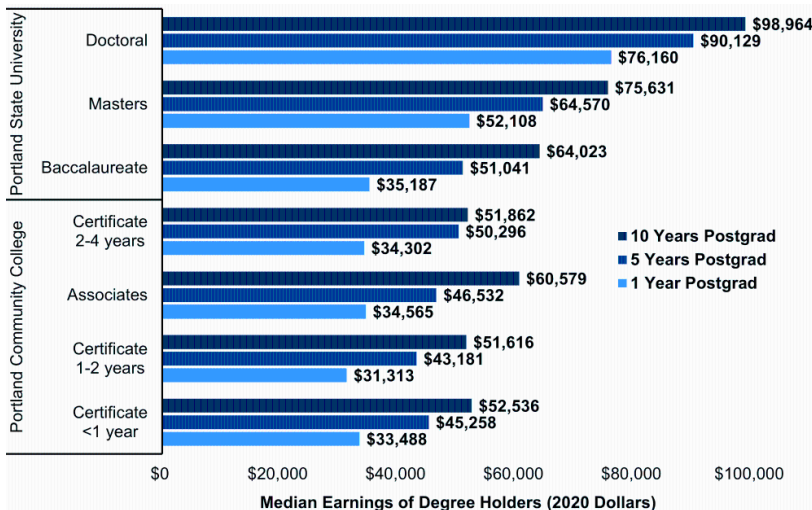
Unemployment Rate Portland Metro

Jan. 2020 through Jun. 2024 (Seasonally Adjusted)



Median Wage of Graduates by Degree Level

Source: U.S. Census Bureau, Post-Secondary Employment Outcomes



Higher Education Attainment Levels Correlate with Higher Wages

Job and wage data for college graduates has traditionally been quite difficult to obtain. These critical data questions got a bit easier to answer in 2022 when Oregon joined a cohort of states in the Post-Secondary Employment Outcomes (PSEO) experimental data product from the U.S. Census Bureau. PSEO matches up degree recipients with job data to provide a range of insights on where graduates end up and how much they earn over time.

The median wage for someone with a PCC Associate's degree five years postgrad is \$46,532. A worker with a PSU bachelor's degree 5 years postgraduation earns \$51,041. As with many colleges, instructional programs at PCC and PSU with the highest earnings postgrad include construction trades, health professions, engineering, and computer and information.

**Want to join the distribution list?
Have questions? E-mail me!**

Jake Procino
Jake.D.Procino@employ.oregon.gov