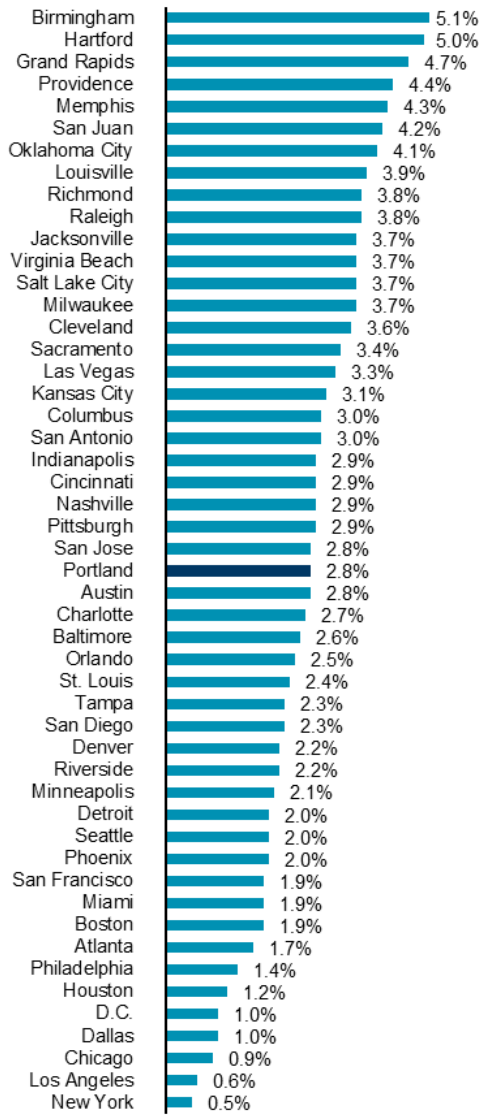


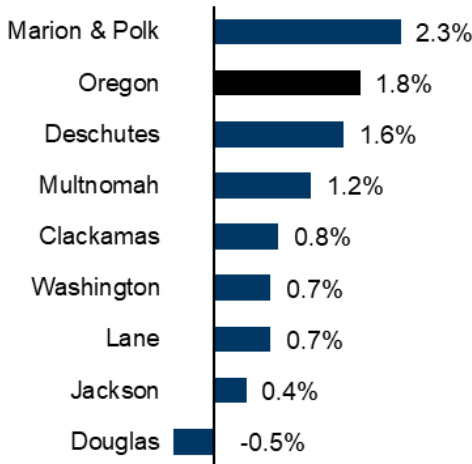
Job Growth by U.S. Metro

Percentage Growth - Jun. 2022 to Jun. 2023



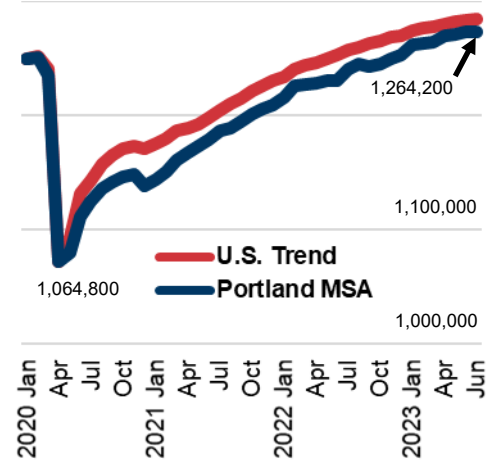
Employment Growth by County

Jul. 2022 to Jul. 2023 - By County



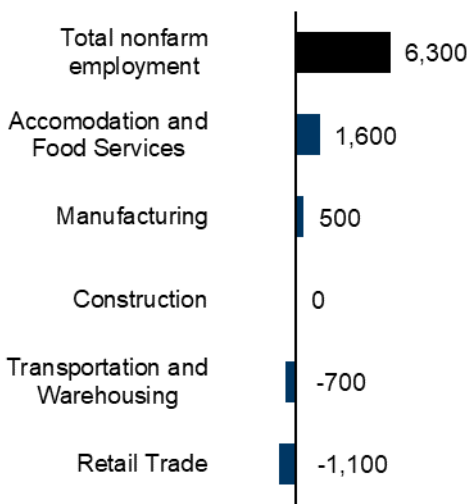
Employment in Portland Metro

Jan. 2020 to Jul. 2023 (seasonally adjusted)



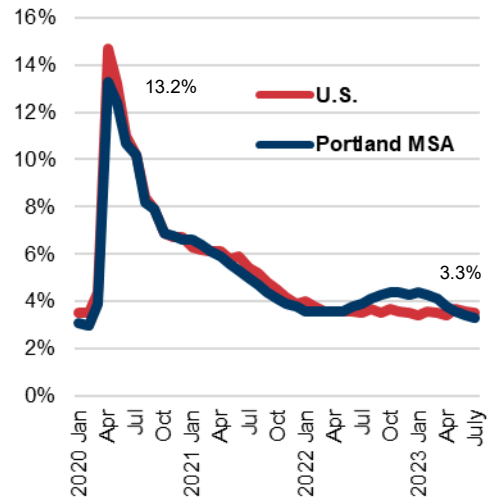
Select Industry Gains and Losses

Multnomah County, Jul. 2022 to Jul. 2023



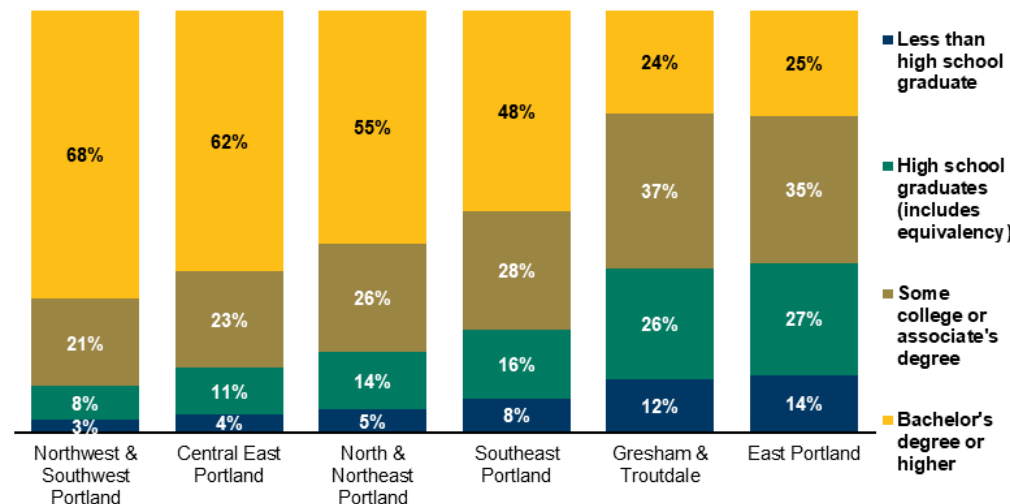
Unemployment Rate Portland Metro

Jan. 2020 through Jul. 2023 (Seasonally Adjusted)



Educational Attainment Share in Regions of Multnomah County

Source: U.S. Census Bureau, 2021 5-year American Community Surveys estimates; Table S1501



Nearly Half of Multnomah County Residents Have a Bachelor's Degree or More

Educational attainment is a baseline metric of the qualifications of the labor market. In Multnomah County, the population tends to have more education. Nearly one out of two people have attained a bachelor's degree or higher.

However, educational attainment varies widely across the county. The western half of Multnomah County (split roughly at 82nd Ave.) has a significantly higher share of residents who have attained a bachelor's degree or higher than the eastern part of the county. For instance, two out of three residents of Northwest & Southwest Portland have attained a bachelor's degree or higher, compared with only one out of four residents of East Portland, Gresham, and Troutdale.

**Want to join the distribution list?
Have questions? E-mail me!**

Jake Procino
Jake.D.Procino@employ.oregon.gov