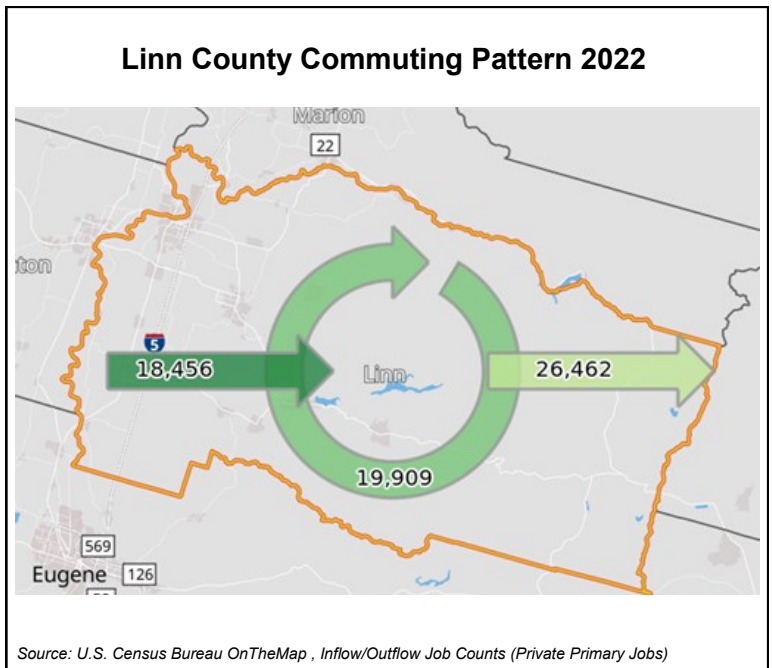
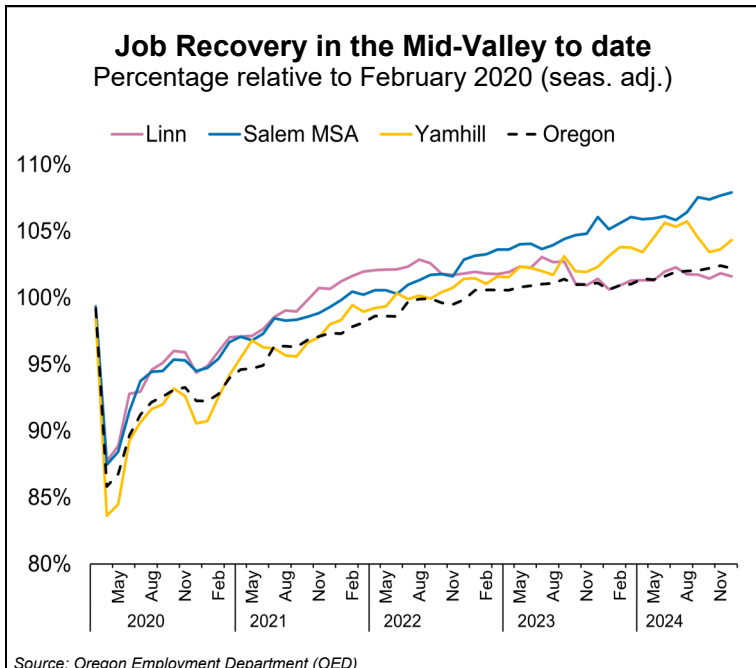
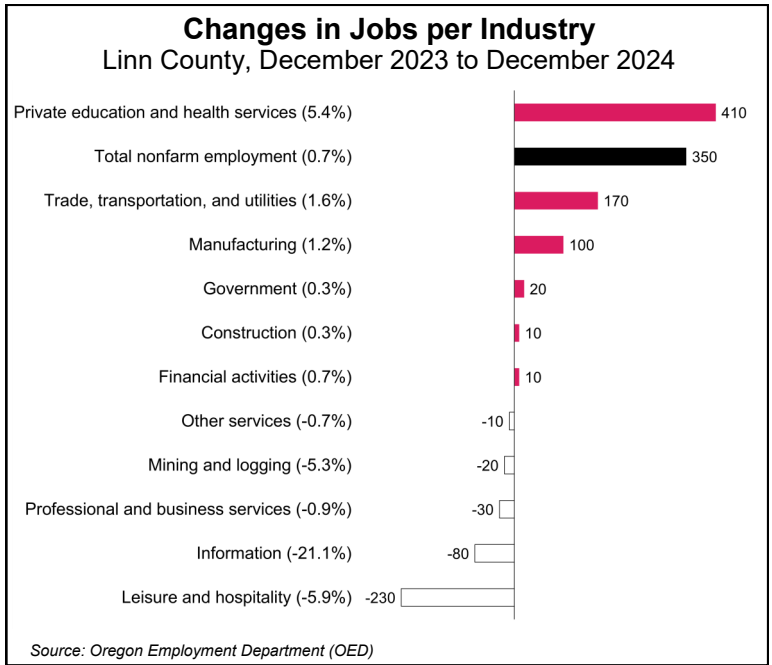
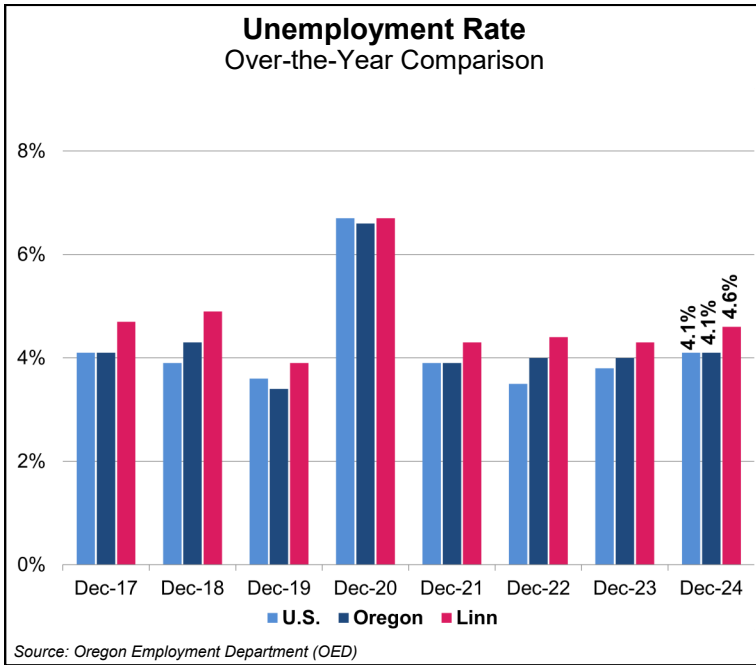


Linn County's seasonally adjusted unemployment rate was 4.6% in December, edging up from its revised rate of 4.5% in November. Oregon's statewide unemployment rate in December was 4.1%, up from its revised November rate of 4.0%. Employment grew by 350 jobs (+0.7%) over the year to December.

The largest employment gains were in private education and health services (410 jobs, +5.4%), followed by trade, transportation, and utilities (170 jobs, +1.6%), and manufacturing (100 jobs, +1.2%). Several sectors experienced losses, with the largest declines in leisure and hospitality (230 fewer jobs, -5.9%) and information (80 fewer jobs, -21.1%). Employment is now 1.6%, or 750 jobs, above the pre-pandemic employment level in February 2020.

LINN COUNTY COMMUTING PATTERN — According to the latest U.S. Census Bureau OnTheMap data, 57.1% (26,462) of workers living in Linn County in 2022 commuted outside the county for work. This is an increase from 56.4% (25,196) in 2021 and 55.2% (24,446) in 2020. In contrast, 48.1% (18,456) of workers employed in Linn County commuted into the county in 2022, up from 47.6% (17,759) in 2021. Additionally, 42.9% (19,909) of workers both lived and worked in Linn County in 2022, a slight increase from 42.6% (19,512) in 2021. This highlights a steady trend of increasing commuting both into and out of Linn County. For more information, visit [OnTheMap](https://onthemap.census.gov).



For more information and/or to be added to the monthly e-mail distribution list, contact:
Madeline Judokusumo, Workforce Analyst, Oregon Employment Dept.
Madeline.Judokusumo@employ.oregon.gov | Tel.: (541) 223-4954

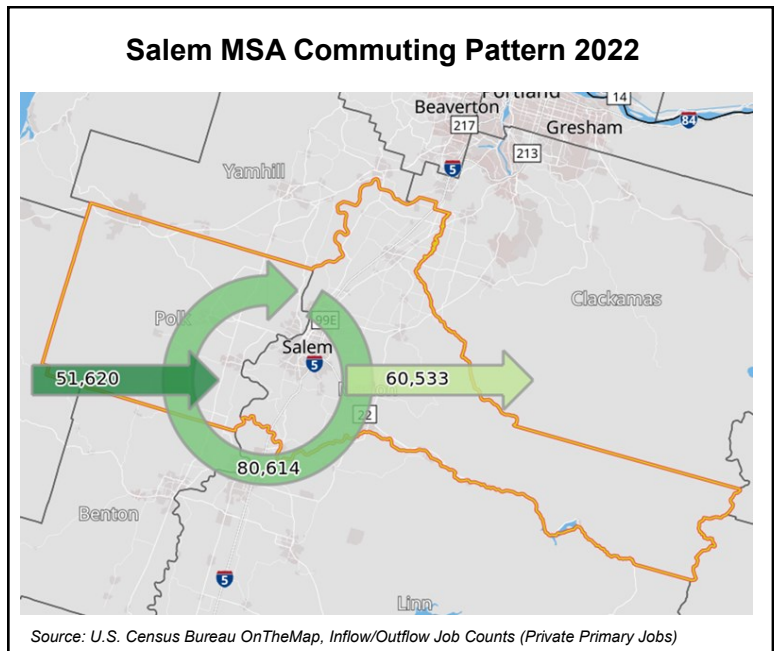
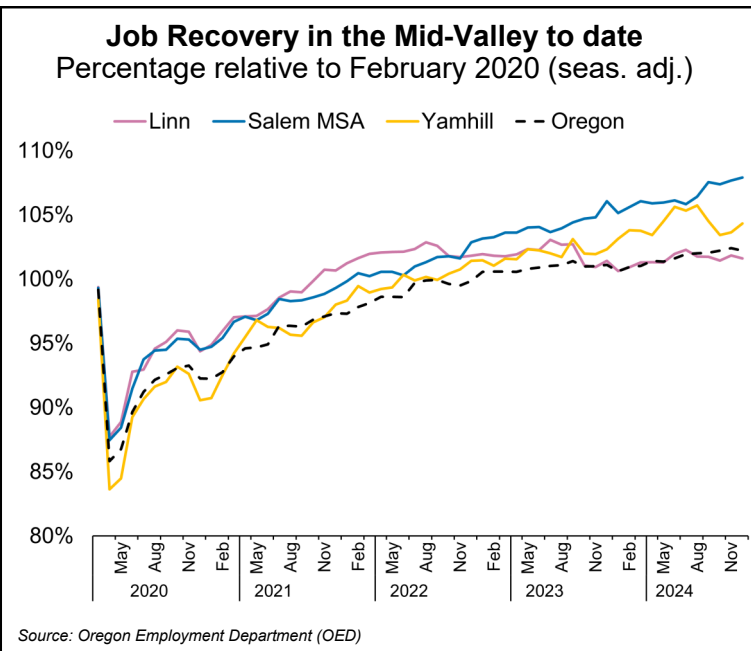
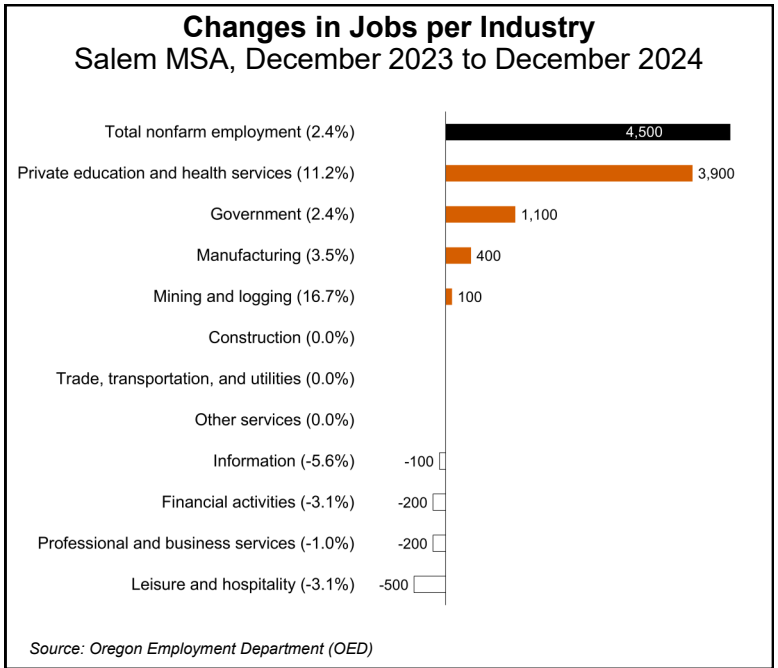
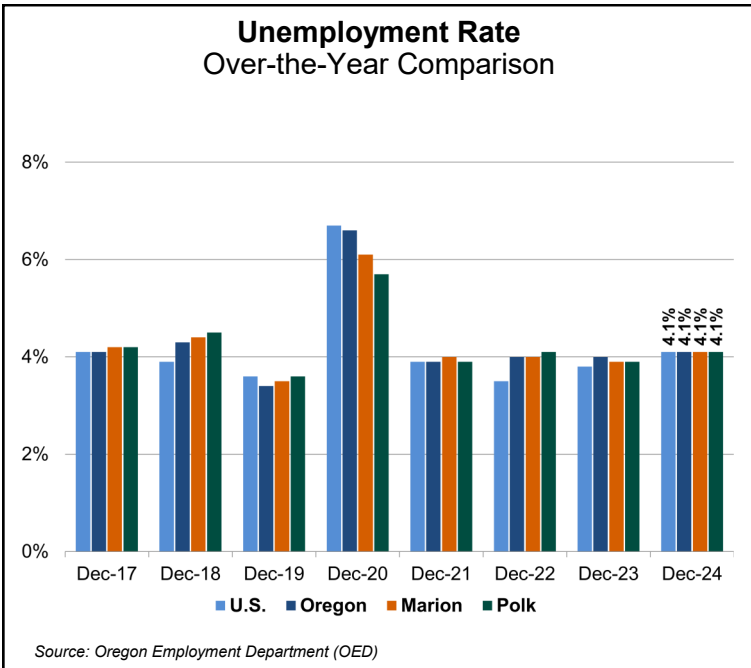
Join the conversation and stay informed.
[Qualityinfo.org/mid-valley](https://qualityinfo.org/mid-valley)

Contact us for online presentations and speaking engagements.

The Salem MSA's seasonally adjusted unemployment rate was 4.1% in December, unchanged from its revised rate of 4.1% in November. Oregon's statewide unemployment rate in December was 4.1%, up from its revised November rate of 4.0%. Employment gains were more than normal (4,500 jobs, +2.4%) over the year to December.

Job gains were concentrated in private education and health services (3,900 jobs, +11.2%), government (1,100 jobs, +2.4%), and manufacturing (400 jobs, +3.5%). The sector with the largest decline is leisure and hospitality (500 fewer jobs, -3.1%). Employment is up 7.9% or 13,800 jobs above the pre-pandemic employment level in February 2020.

SALEM MSA COMMUTING PATTERN — According to the latest U.S. Census Bureau OnTheMap data, 42.9% (60,533) of workers living in the Salem MSA commuted outside the city for work in 2022, up from 42.5% (57,894) in 2021 and 41.7% (55,987) in 2020. In comparison, 39.0% (51,620) of workers employed in the Salem MSA commuted into the city in 2022, an increase from 38.7% (49,341) in 2021. Additionally, 57.1% (80,614) of workers both lived and worked in the Salem MSA in 2022, up from 78,218 in 2021. These trends suggest a steady rise in commuting patterns, both into and out of the Salem MSA. The increase in local residents both living and working in the area highlights potential growth in local employment opportunities. For more information, visit [OnTheMap](https://onthemap.census.gov).



For more information and/or to be added to the monthly e-mail distribution list, contact:

Madeline Judokusumo, Workforce Analyst, Oregon Employment Dept.
Madeline.Judokusumo@employ.oregon.gov | Tel.: (541) 223-4954

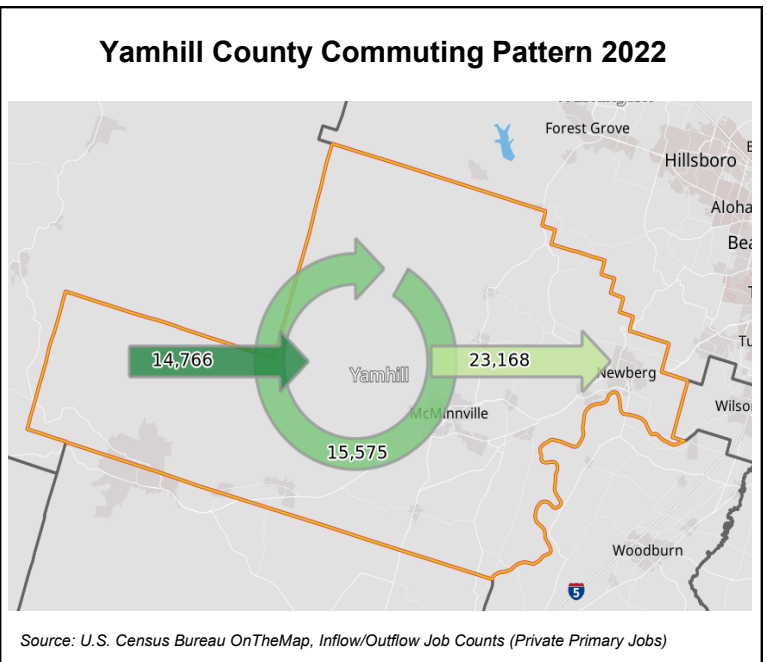
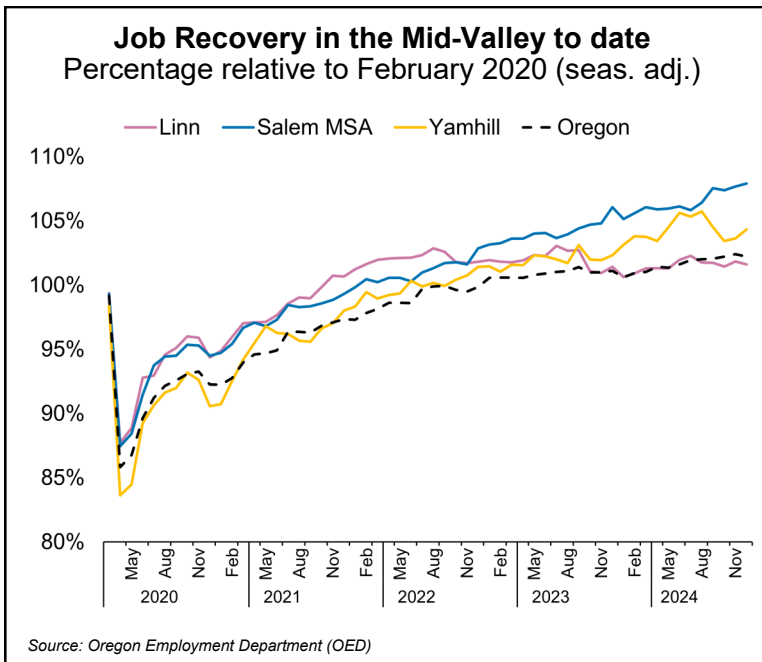
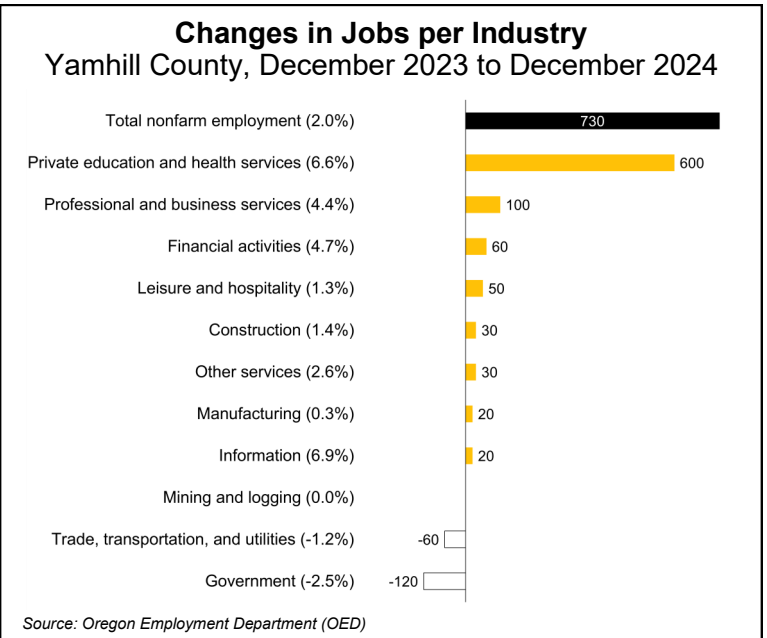
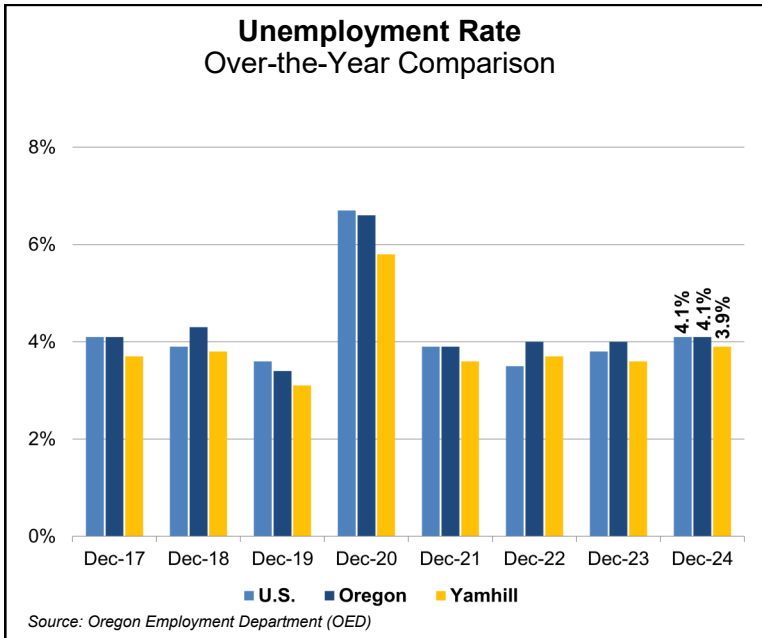
Join the conversation and stay informed.
Qualityinfo.org/mid-valley

Contact us for online presentations and speaking engagements.

Yamhill County's seasonally adjusted unemployment rate was 3.9% in December, edging up from its revised rate of 3.8% in November. Oregon's statewide unemployment rate in December was 4.1%, up from its revised November rate of 4.0%. From the previous year, employment grew by 730 jobs (+2.0%).

Industries adding the most jobs over the previous year were private education and health services (+6.6%, 600 jobs), professional and business services (+4.4%, 100 jobs), and financial activities (+4.7%, 60 jobs). Job losses were concentrated in government (-2.5%, 120 fewer jobs) and trade, transportation, and utilities (-1.2%, 60 fewer jobs). Employment is 1,530 jobs (+4.3%) above the pre-pandemic level in February 2020.

YAMHILL COUNTY COMMUTING PATTERN — According to the latest U.S. Census Bureau OnTheMap data, 59.8% (23,168) of workers living in Yamhill County commuted outside the county for work in 2022, up from 59.6% (22,034) in 2021 and 58.4% (21,482) in 2020. In comparison, 48.7% (14,766) of workers employed in Yamhill County in 2022 commuted into the county to work. This is slightly higher than 48.6% (14,152) in 2021. Additionally, 40.2% (15,575) of workers both lived and worked in Yamhill County in 2022, an increase from 14,961 in 2021. This shift towards more local employment in Yamhill County suggests improved job opportunities and a stronger local economy. For more information, visit [OnTheMap](https://onthemap.census.gov).



For more information and/or to be added to the monthly e-mail distribution list, contact:
 Madeline Judokusumo, Workforce Analyst, Oregon Employment Dept.
Madeline.Judokusumo@employ.oregon.gov | Tel.: (541) 223-4954

Join the conversation and stay informed.
Qualityinfo.org/mid-valley
 Contact us for online presentations and speaking engagements.