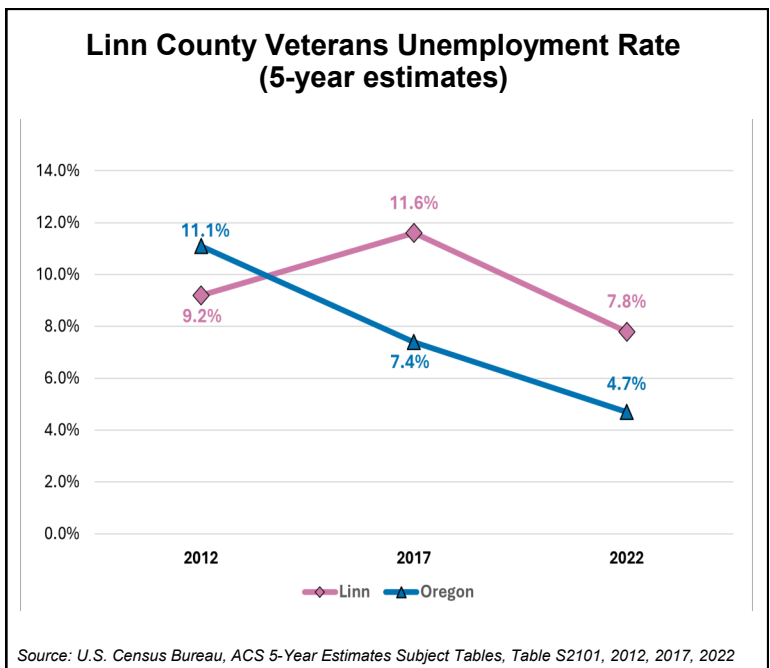
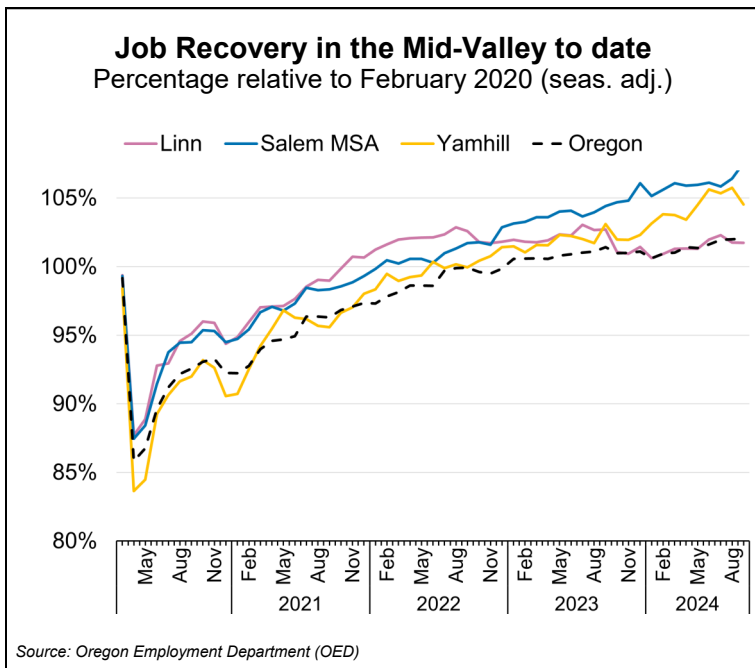
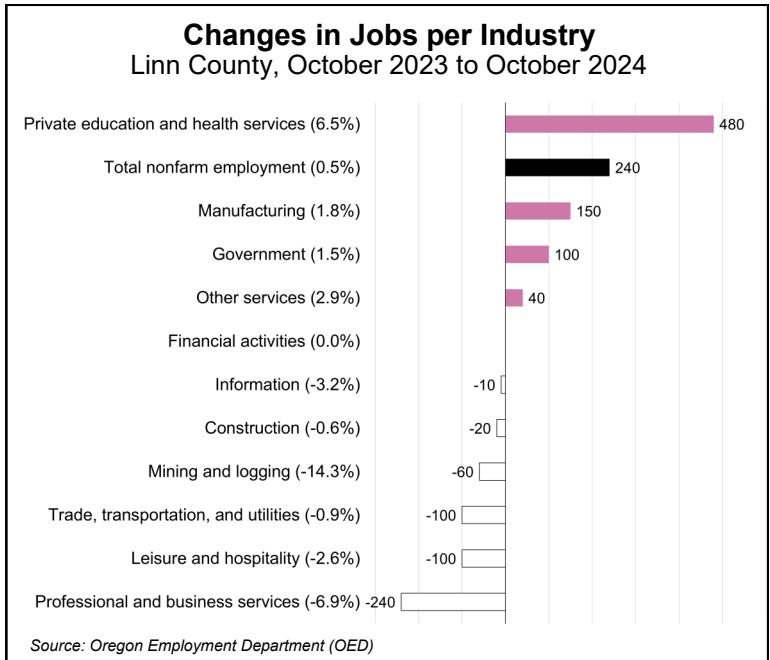
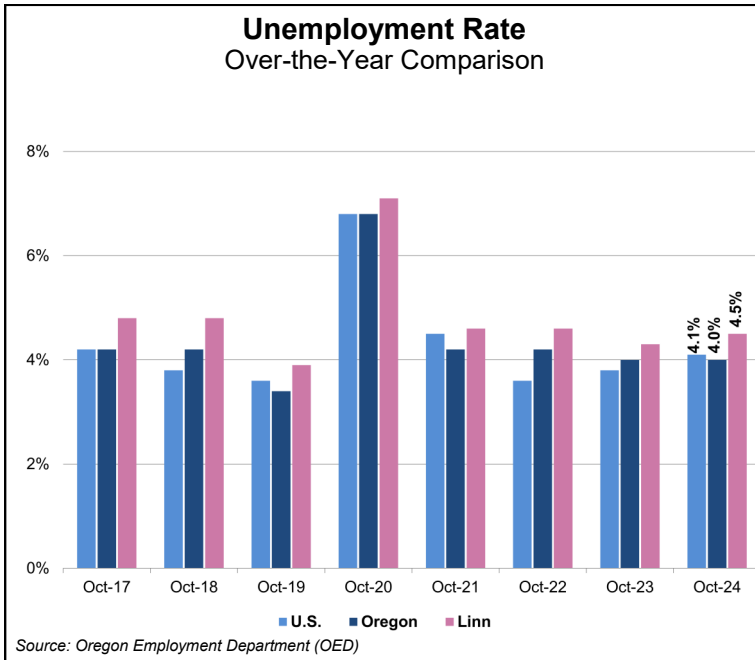


# Mid-Valley Economic Indicators— Linn County, October Data

Linn County's seasonally adjusted unemployment rate was 4.5% in October, edging up from its revised rate of 4.4% in September. Oregon's statewide unemployment rate in October was 4.0%, unchanged from its revised September rate of 4.0%. Employment grew by 240 jobs (+0.5%) over the year to October.

The largest employment gains were in private education and health services (480 jobs, +6.5%), manufacturing (150 jobs, +1.8%), and government (100 jobs, +1.5%). Several sectors experienced losses, with the largest declines in professional and business services (-240 fewer jobs, -6.9%) and leisure and hospitality (-100 fewer jobs, -2.6%). Employment is now 1.6%, or 740 jobs, above the pre-pandemic employment level in February 2020.

**LINN COUNTY VETERANS UNEMPLOYMENT**—In 2022, the unemployment rate for veterans in Oregon was 4.7%, according to the five-year American Community Survey (ACS). This rate was lower than the 5.5% unemployment rate for non-veterans during the same period. In Linn County, the unemployment rate for veterans was 7.8%, higher than the 6.0% unemployment rate for non-veterans. However, this figure is still an improvement compared to veterans' unemployment rates in 2012 (9.2%) and 2017 (11.6%). Additionally, the labor force participation rate for veterans aged 18 to 64 was 69.2% in 2022. Overall, the unemployment rate for veterans has decreased over the past decade. For more information click [here](#).



For more information and/or to be added to the monthly e-mail distribution list, contact:  
Madeline Judokusumo, Workforce Analyst, Oregon Employment Dept.  
[Madeline.Judokusumo@employ.oregon.gov](mailto:Madeline.Judokusumo@employ.oregon.gov) | Tel.: (541) 223-4954

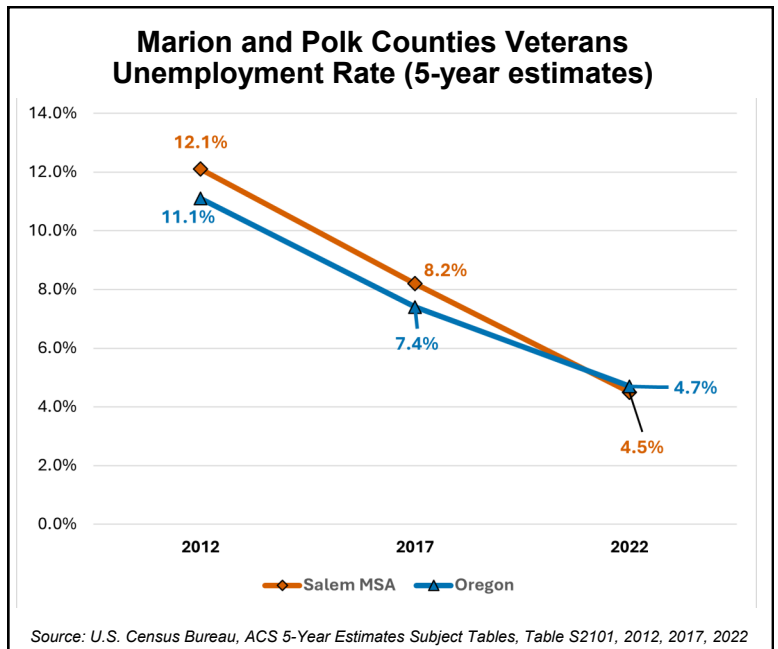
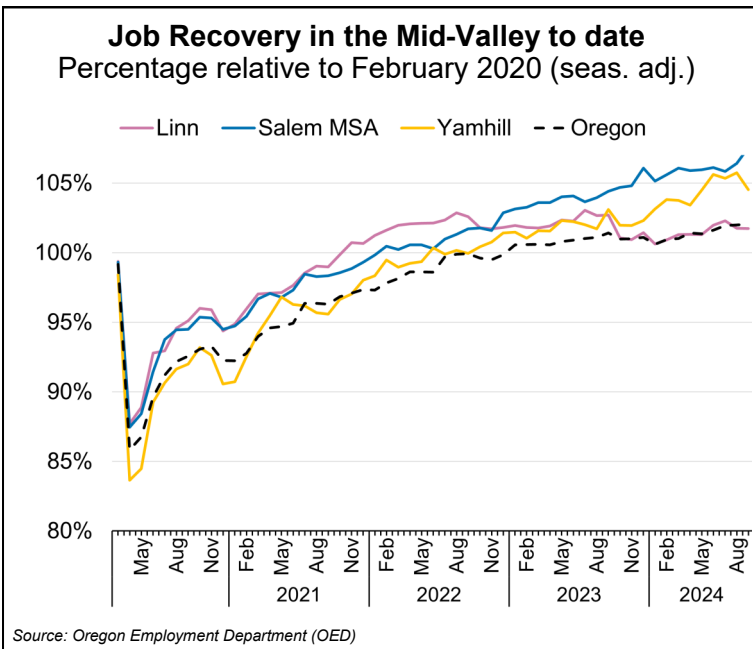
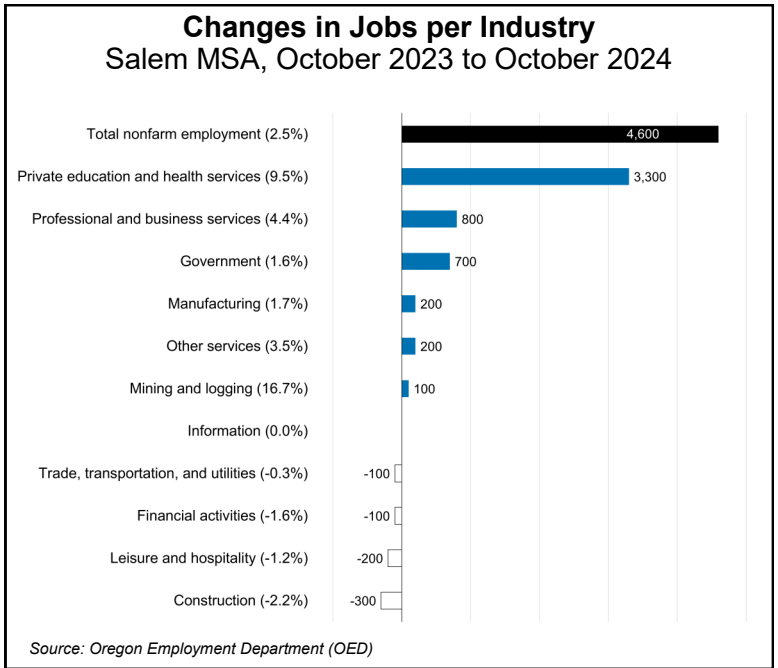
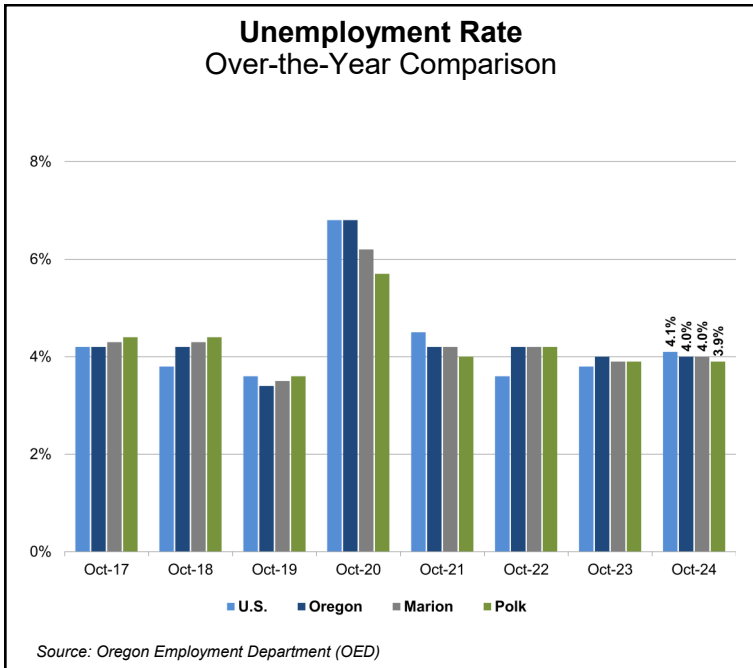
Join the conversation and stay informed.  
[Qualityinfo.org/mid-valley](http://Qualityinfo.org/mid-valley)

Contact us for online presentations and speaking engagements.

The Salem MSA's seasonally adjusted unemployment rate was 4.0% in October, unchanged from its revised rate of 4.0% in September. Oregon's statewide unemployment rate in October was 4.0%, unchanged from its revised September rate of 4.0%. Employment grew by 4,600 (+2.5%) over the year to October.

Job gains were concentrated in private education and health services (3,300 jobs, +9.5%), professional and business services (800 jobs, +4.4%), and government (700 jobs, +1.6%). Employment is up 7.3% or 12,700 jobs above the pre-pandemic employment level in February 2020.

**MARION AND POLK COUNTIES VETERANS UNEMPLOYMENT**—In 2022, the unemployment rate for veterans in Oregon was 4.7%, according to the five-year American Community Survey (ACS). This rate was lower than the 5.5% unemployment rate for non-veterans during the same period. In Marion and Polk counties, the unemployment rate for veterans was 4.5%, also lower than the non-veteran unemployment rate of 5.5%. This marks a significant improvement from veterans' unemployment rates in 2012 (12.1%) and 2017 (8.2%). Additionally, the labor force participation rate for veterans aged 18 to 64 was 77.0% in 2022. Overall, the unemployment rate for veterans has steadily decreased over the past decade. For more information on veterans' employment status, click [here](#).



For more information and/or to be added to the monthly e-mail distribution list, contact:

Madeline Judokusumo, Workforce Analyst, Oregon Employment Dept.  
[Madeline.Judokusumo@employ.oregon.gov](mailto:Madeline.Judokusumo@employ.oregon.gov) | Tel.: (541) 223-4954

Join the conversation and stay informed.  
[Qualityinfo.org/mid-valley](http://Qualityinfo.org/mid-valley)

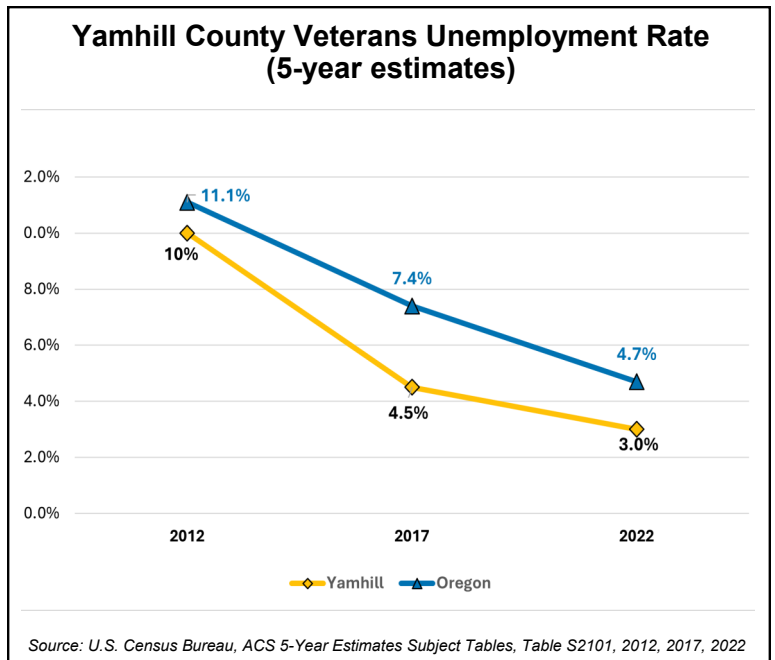
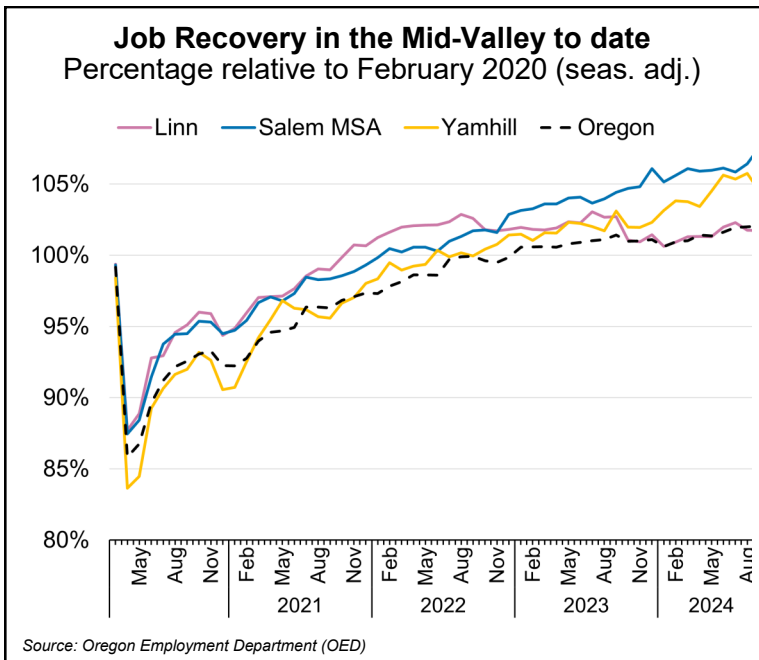
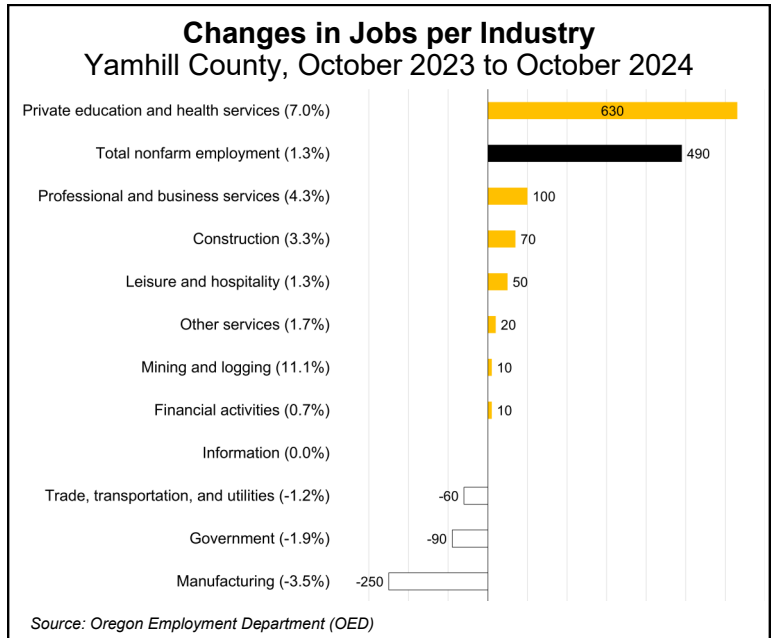
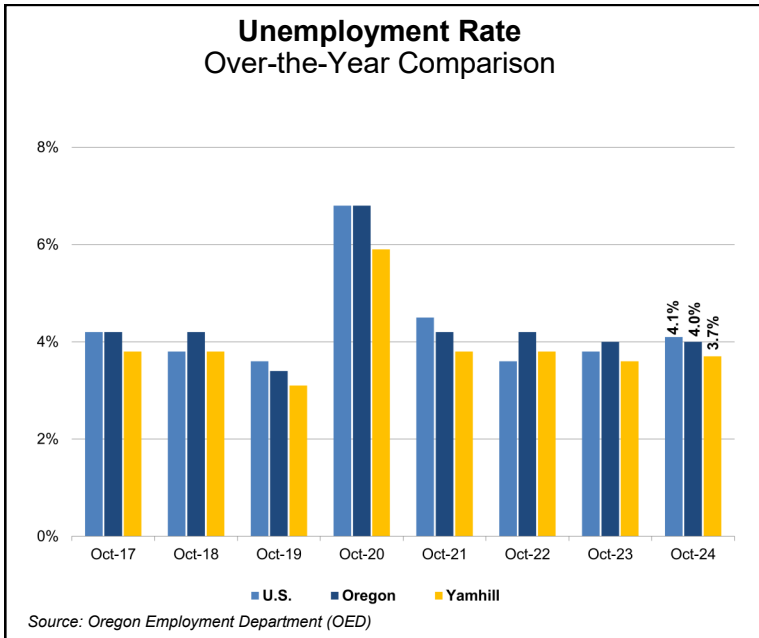
Contact us for online presentations and speaking engagements.

# Mid-Valley Economic Indicators— Yamhill County, October Data

Yamhill County's seasonally adjusted unemployment rate was 3.7% in October, edging up from its revised rate of 3.6% in September. Oregon's statewide unemployment rate in October was 4.0%, unchanged from its revised September rate of 4.0%. From the previous year, employment grew by 490 jobs (+1.3%).

Industries adding the most jobs over the previous year were private education and health services (+7.0%, 630 jobs), professional and business services (+4.3%, 100 jobs), and construction (+3.3%, 70 jobs). Job losses were concentrated in manufacturing (-3.5%, 250 fewer jobs) and government (-1.9%, 90 fewer jobs). Employment is 1,180 jobs (+3.3%) above the pre-pandemic level in February 2020.

**YAMHILL COUNTY VETERANS UNEMPLOYMENT**—In 2022, the unemployment rate for veterans in Oregon was 4.7%, according to the five-year American Community Survey (ACS). This rate was lower than the 5.5% unemployment rate for non-veterans during the same period. In Yamhill County, the unemployment rate for veterans was 3.0%, lower than the 3.8% unemployment rate for non-veterans. This also represents a significant decline from the veterans' unemployment rates in 2012 (10%) and 2017 (4.5%). Additionally, the labor force participation rate for veterans aged 18 to 64 was 80.9% in 2022. Overall, the unemployment rate for veterans has steadily decreased over the past decade. For more information click [here](#).



For more information and/or to be added to the monthly e-mail distribution list, contact:  
Madeline Judokusumo, Workforce Analyst, Oregon Employment Dept.  
[Madeline.Judokusumo@employ.oregon.gov](mailto:Madeline.Judokusumo@employ.oregon.gov) | Tel.: (541) 223-4954

Join the conversation and stay informed.  
[Qualityinfo.org/mid-valley](http://Qualityinfo.org/mid-valley)  
Contact us for online presentations and speaking engagements.