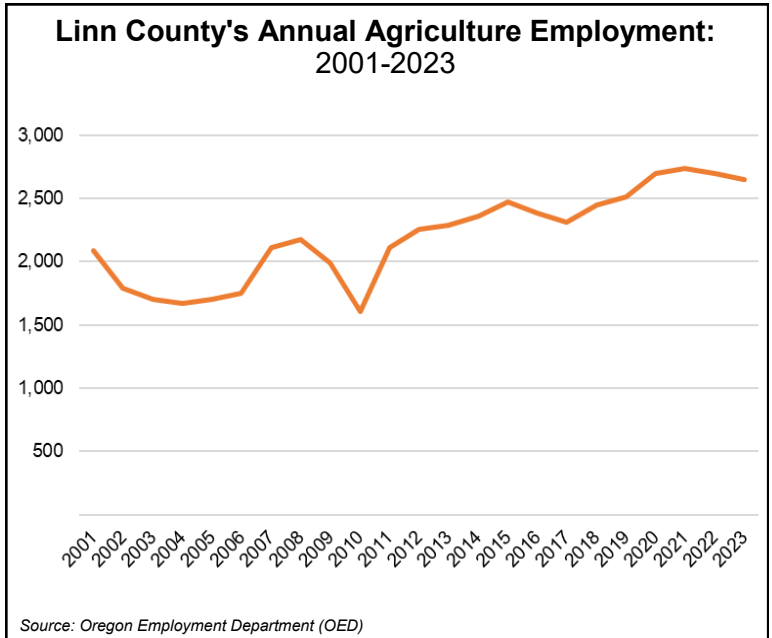
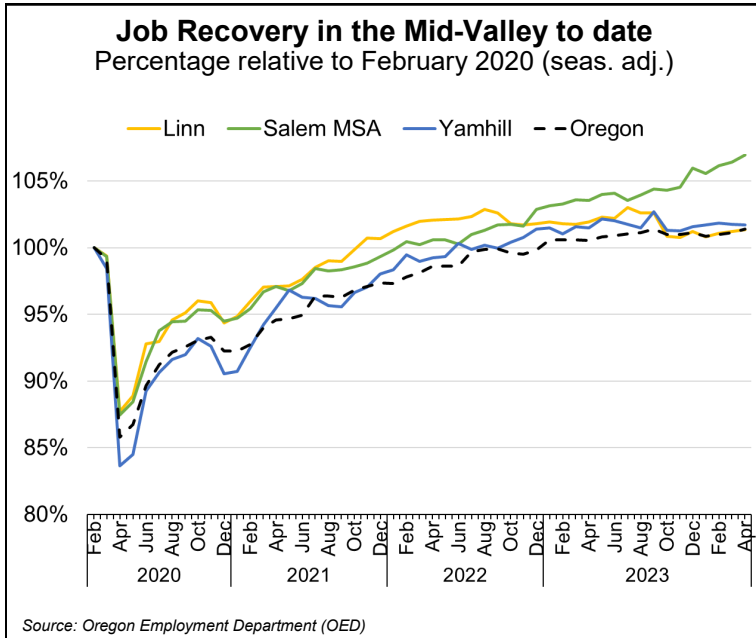
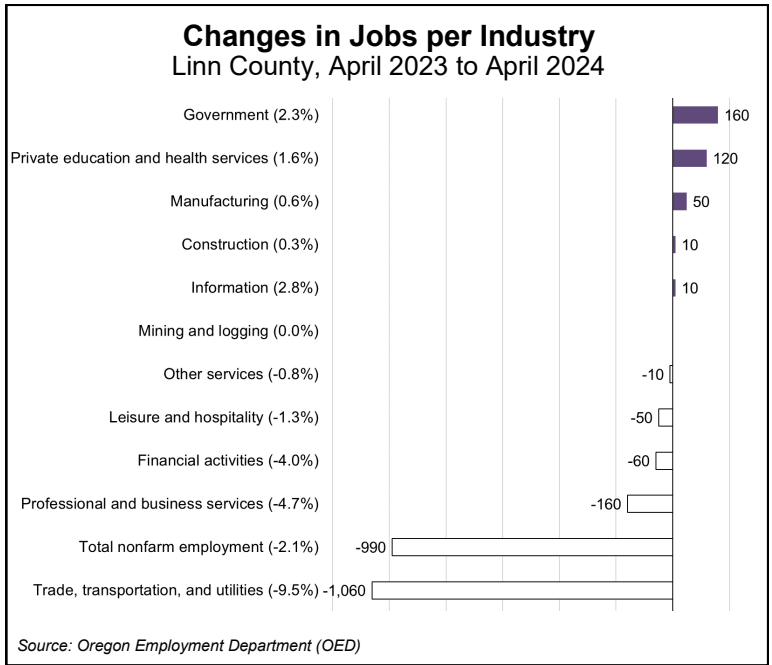
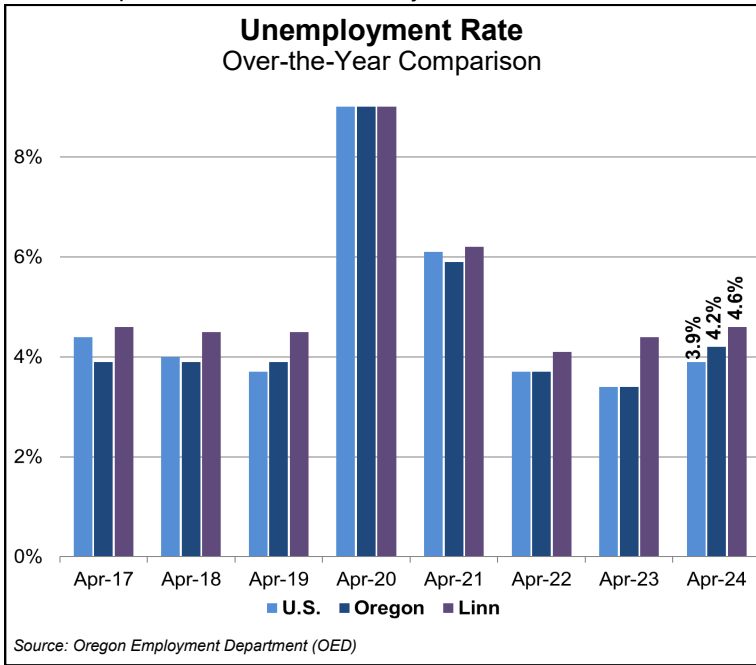


Mid-Valley Economic Indicators— Linn County, April Data

Linn County's seasonally adjusted unemployment rate was 4.6% in April, down from March's rate of 4.7%. Oregon's statewide unemployment rate in April was 4.2%, matching its revised March rate of 4.2%. During this time, seasonally adjusted employment increased by 60 jobs, and employment is now 630 jobs, or 1.3% above the February 2020 pre-pandemic employment level.

From April of last year to April of this year, total nonfarm employment decreased by 2.1%, or by 990 jobs. The public sector had the largest employment gains over the year (+160 jobs), followed by private education and health services (+120 jobs). The trade, transportation, and utilities industry had the greatest employment losses (-1,060 jobs), followed by professional and business services industry (-160 jobs).

AGRICULTURE IN THE MID-VALLEY— Agriculture employment comprises nearly 7% of total employment in the Mid-Valley. The industry is less than 1% of total employment nationally. Agriculture also has a large share of lower-wage jobs, a trend that holds true in the Mid-Valley. In 2023, the average wage in Linn County was \$50,512. Since 2001, Linn County's agriculture sector has added more than 560 jobs, growing by 27%, while total employment was up by 20% in the same period. According to the U.S. Census, individuals of Hispanic and Latino descent have consistently made up over 30% of the workforce in the agricultural industry in the Mid-Valley (1991-2023). However, the Hispanic and Latino employment share in the Mid-Valley region has ranged between 6% in 1991 to 20% in 2023, indicating an overrepresentation in the industry.



For more information and/or to be added to the monthly e-mail distribution list, contact:

Jordan Macias, Workforce Analyst, Oregon Employment Dept.
Serving Linn, Marion, Polk and Yamhill counties
jordan.a.macias@employ.oregon.gov | Tel.: (541) 223-4954

Join the conversation and stay informed.
Qualityinfo.org/mid-valley

Contact us for online presentations and speaking engagements.

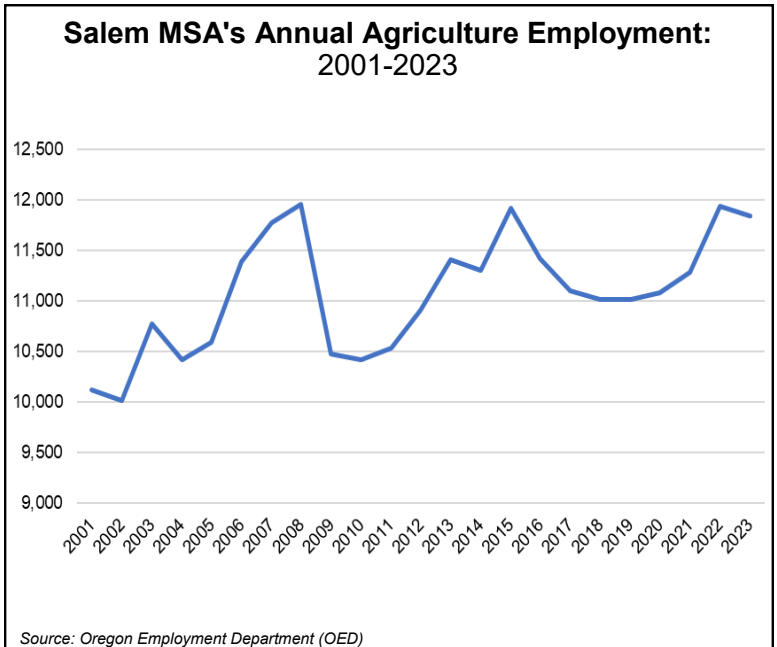
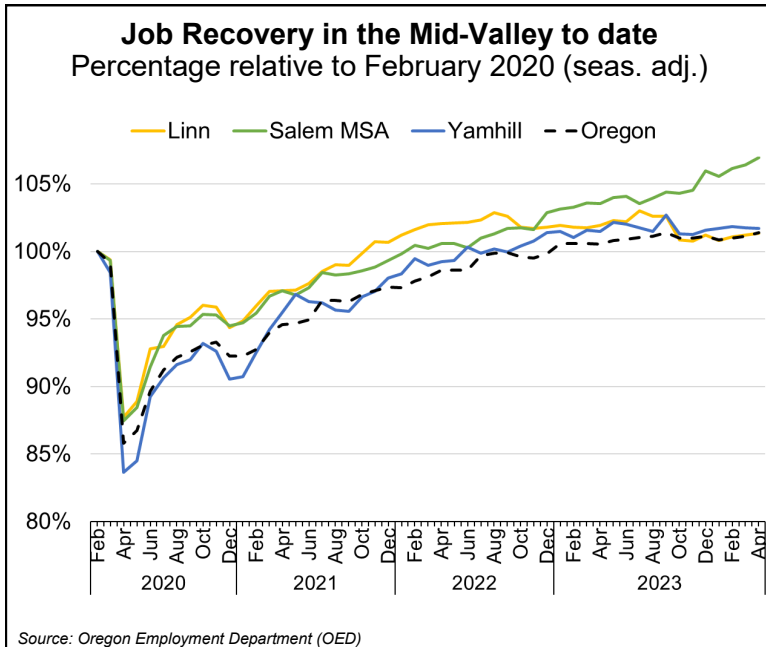
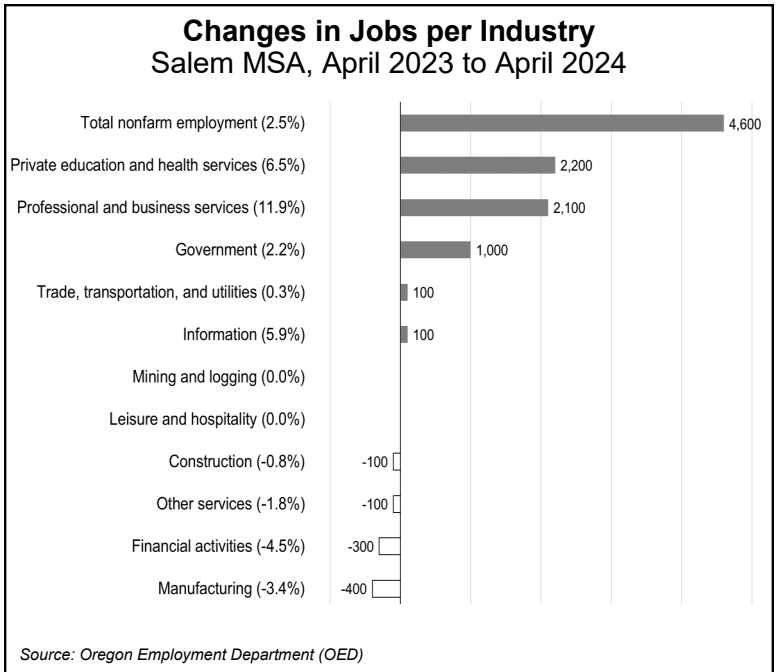
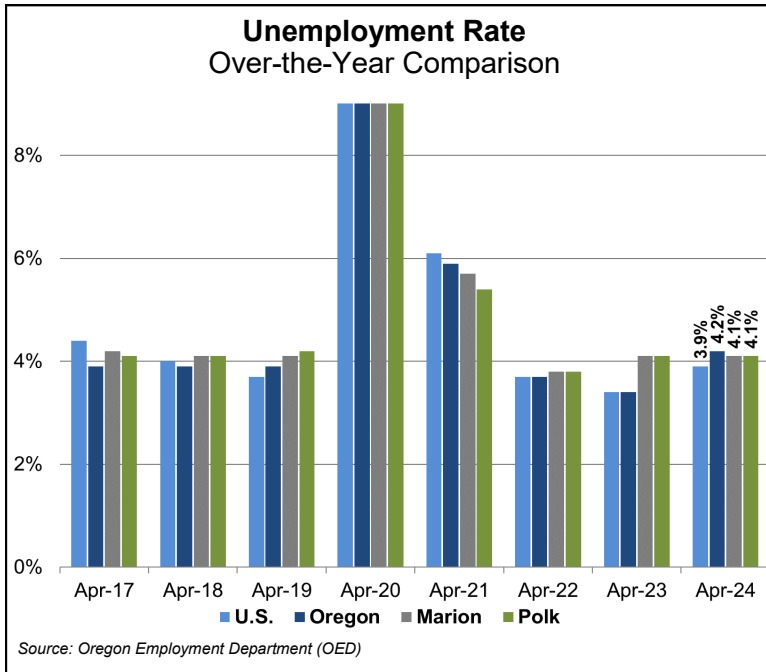
Mid-Valley Economic Indicators— Salem MSA, April Data

The Salem MSA's seasonally adjusted unemployment rate was 4.1% in April, edging down from its revised rate of 4.2% in March. Oregon's statewide unemployment rate in April was 4.2%, matching its revised March rate of 4.2%. Seasonally adjusted employment was up 900 between March and April. With April's gains, employment is now 6.9%, or 12,100 jobs, above the February 2020 pre-pandemic employment level.

Year-over-year, total nonfarm employment is up 2.5%, or 4,600 jobs. During this time, the private education and health services industry saw the largest employment gains (+2,200 jobs), followed by professional and business services (+2,100 jobs) and the public sector (+1,000 jobs). In contrast, the manufacturing industry registered the largest employment losses (-400 jobs), followed by financial activities (-300 jobs).

AGRICULTURE IN THE MID-VALLEY— Agriculture comprises nearly 7% of total employment in the Mid-Valley, compared to less than 1% nationally. Agriculture also has a large share of lower-wage jobs, a trend that holds true in the Mid-Valley. In 2023, the average wage in Salem was \$41,226. Since 2001, Salem's agriculture sector has added more than 1,700 jobs, growing by 17%, while Salem's total employment has grown by 33% in the same period.

According to the U.S. Census, individuals of Hispanic and Latino descent have consistently made up over 30% of the workforce in the agricultural industry in the Mid-Valley (1991-2023). However, the Hispanic and Latino employment share in the Mid-Valley region has ranged between 6% in 1991 to 20% in 2023, indicating an overrepresentation in agriculture.



For more information and/or to be added to the monthly e-mail distribution list, contact:

Jordan Macias, Workforce Analyst, Oregon Employment Dept.
Serving Linn, Marion, Polk and Yamhill counties
jordan.a.macias@employ.oregon.gov | Tel.: (541) 223-4954

Join the conversation and stay informed.
Qualityinfo.org/mid-valley

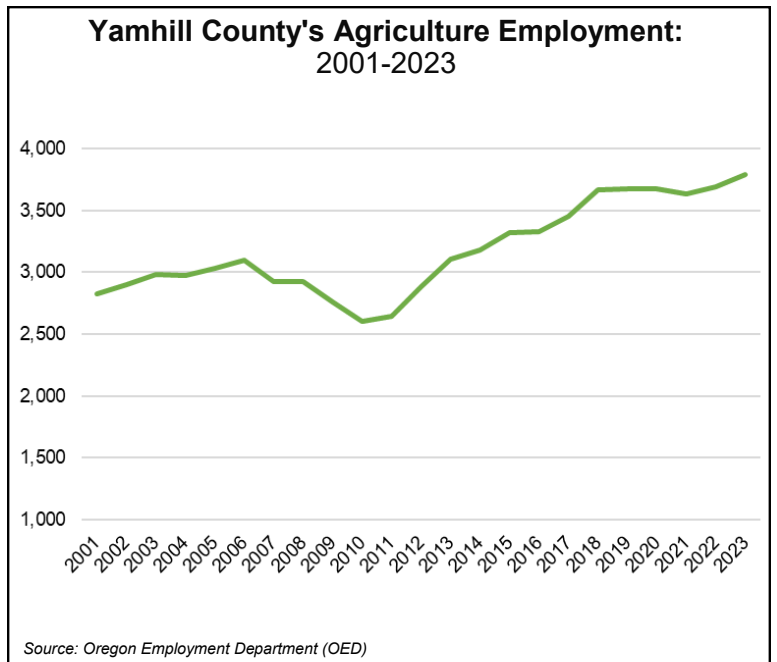
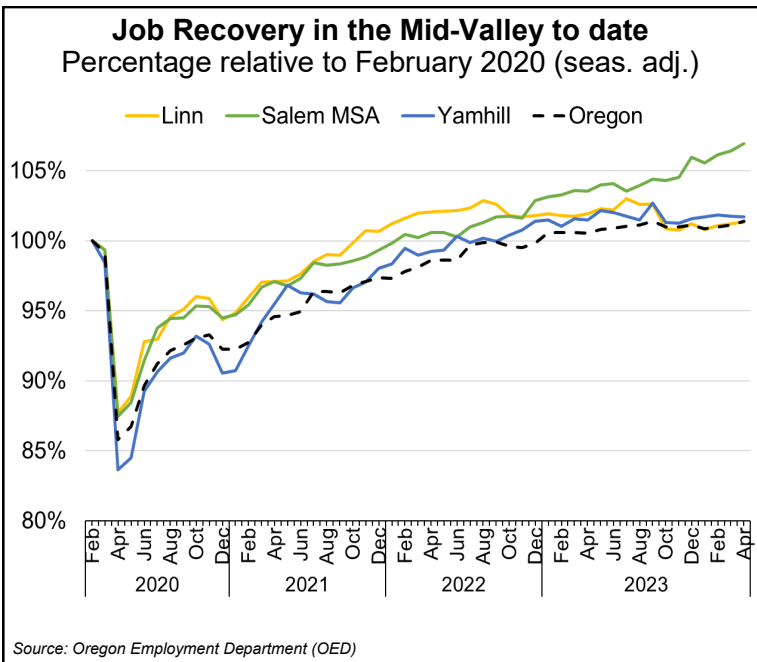
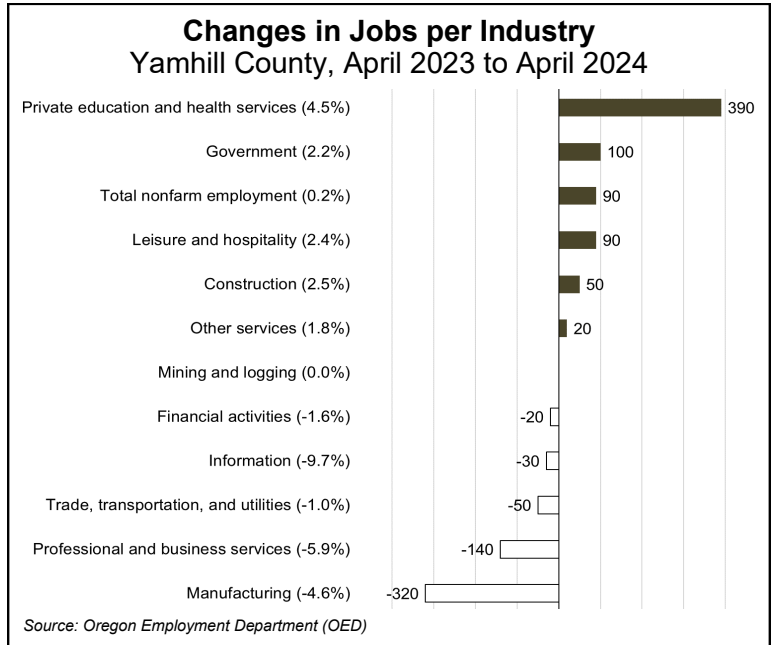
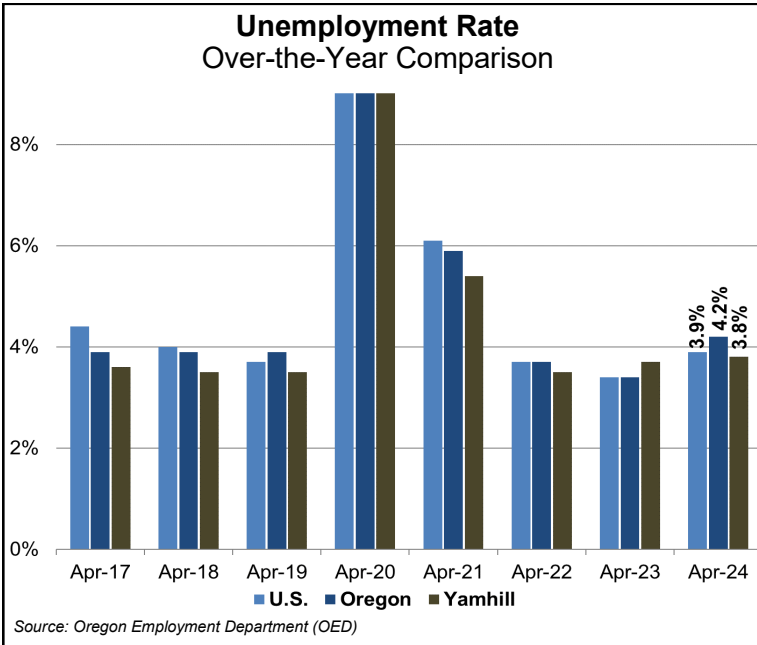
Contact us for online presentations and speaking engagements.

Mid-Valley Economic Indicators— Yamhill County, April Data

Yamhill County's seasonally adjusted unemployment rate decreased slightly from 3.9% in March to 3.8% in April. Oregon's statewide unemployment rate in April was 4.2%, matching its revised March rate of 4.2%. The county's seasonally adjusted employment decreased by 10 jobs during this time, and employment is now 610 jobs, or 1.7%, above the pre-pandemic employment level of February 2020.

Year-over-year, total nonfarm employment increased by 0.2%, or 90 jobs. The private education and health services industry gained the most jobs during this time (+390), followed by the public sector (+100 jobs) and leisure and hospitality (+90 jobs). The manufacturing industry registered the most employment losses (-320 jobs), followed by the professional and business services industry (-140 jobs).

AGRICULTURE IN THE MID-VALLEY— Agriculture comprises nearly 7% of total employment in the Mid-Valley, compared to less than 1% nationally. Agriculture also has a large share of lower-wage jobs, a trend that holds true in the Mid-Valley. In 2023, the average wage in Yamhill County was \$46,763. Since 2001, Yamhill's agriculture sector has added nearly 1,000 jobs, growing by 34%, while Yamhill's total employment is up by 37% in the same period. According to the U.S. Census, individuals of Hispanic and Latino descent have consistently made up over 30% of the workforce in the agricultural industry in the Mid-Valley (1991-2023). However, the Hispanic and Latino employment share in the Mid-Valley region has ranged between 6% in 1991 to 20% in 2023, indicating an overrepresentation in the industry.



For more information and/or to be added to the monthly e-mail distribution list, contact:

Jordan Macias, Workforce Analyst, Oregon Employment Dept.
Serving Linn, Marion, Polk and Yamhill counties
jordan.a.macias@employ.oregon.gov | Tel.: (541) 223-4954

Join the conversation and stay informed.
Qualityinfo.org/mid-valley

Contact us for online presentations and speaking engagements.