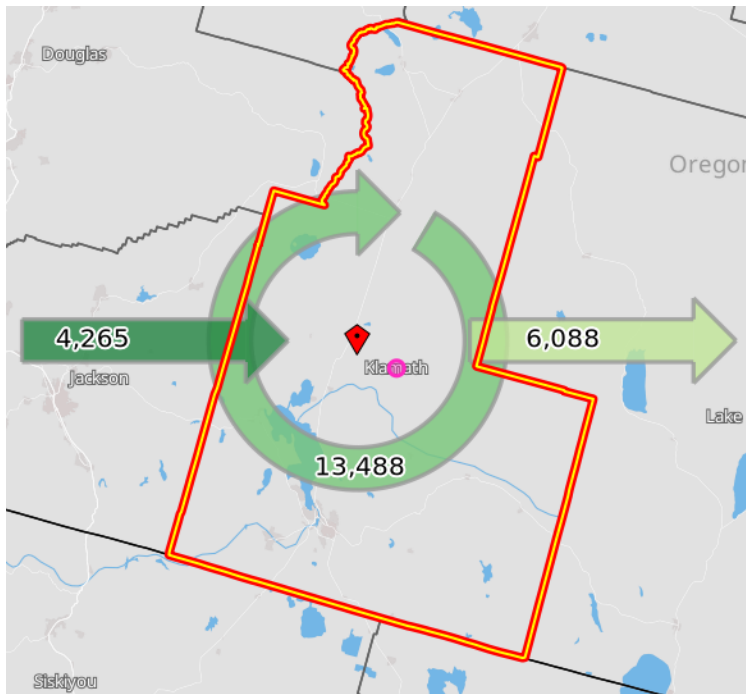


Special Topic: Commuting Patterns



Source: US Census Bureau OnTheMap

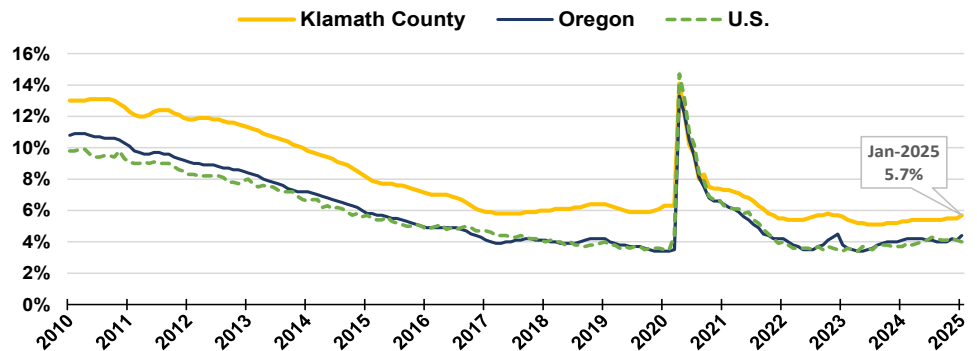
In 2022 there were 17,753 workers employed within Klamath County. A quarter of workers were employed in the county but lived outside it. Three quarters of workers were both employed and lived in the county. An additional 6,088 workers lived in the county but were employed outside it which accounted for 31% of those living in Klamath County.

Of those commuting into Klamath County for work, Jackson(4%), Deschutes (2%), Siskiyou (1%), Douglas (1%), and Lane (1%) counties were the top five destinations comprising 9%. 64% of workers commute less than 10 miles while 22% commute farther than 50 miles.

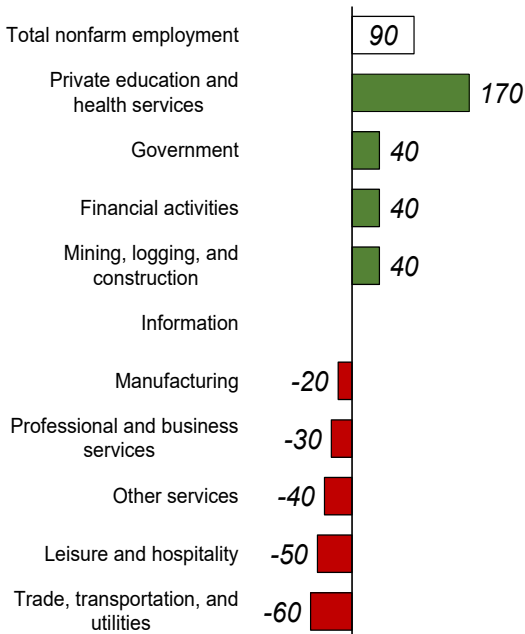
Unemployment Rate at 5.7%

- Seasonally adjusted unemployment rate in January 2024 was 5.3%
- Seasonally adjusted unemployment rate was +/- 0.4 percentage points over the year ranging from 5.3% to 5.7%

[More info on unemployment](#)



Source: Oregon Employment Department, LAUS



Industry Employment Change: Jan 2024 to Jan 2025

Klamath County employment gained 90 jobs over the year.

- Payroll employment up **0.4%** over the year
- [Detailed January Employment Press Release](#)

Jeff McAllister — Workforce Analyst for Southern Oregon

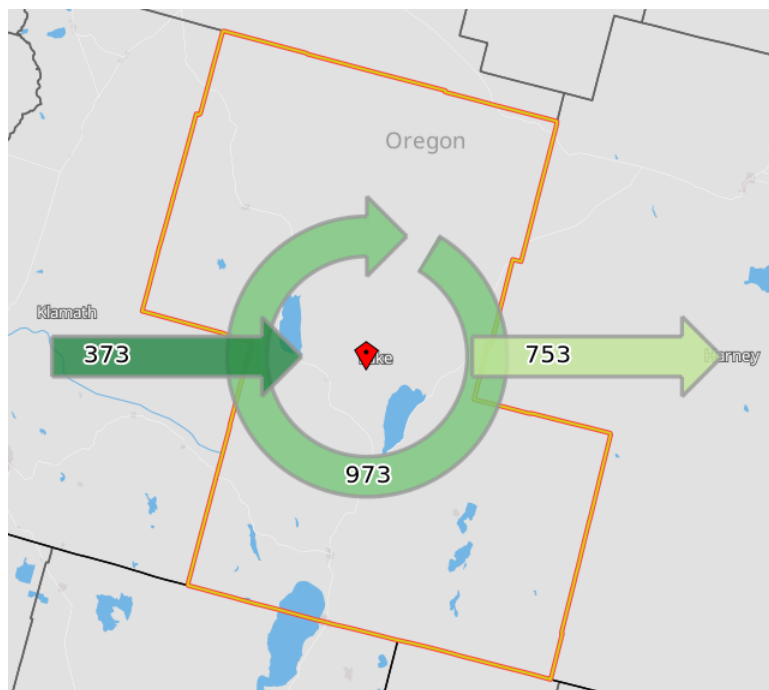
Jeff.S.McAllister@employ.oregon.gov

(541) 414 - 5325

QualityInfo.org: Your source for the latest economic data, highlights, and analysis.

Discover everything related to South Central Oregon and Klamath County's labor market: [South Central Oregon](#)

Special Topic: Commuting Patterns



Source: US Census Bureau OnTheMap

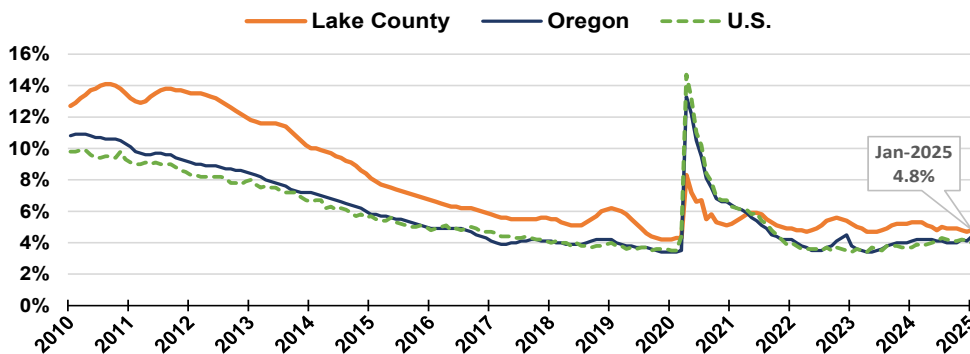
In 2022 there were 1,346 workers employed within Lake County. Over a quarter of workers were employed in the county but lived outside it. Nearly three quarters of workers were both employed and lived in the county. An additional 753 workers lived in the county but were employed outside it which accounted for 44% of those living in Lake County.

Of those commuting into Lake County for work, Klamath (4%), Jackson (2%), Deschutes (2%), Harney (2%), and Douglas (1%) counties were the top five destinations comprising 11%. 46% of workers commute less than 10 miles while 35% commute farther than 50 miles.

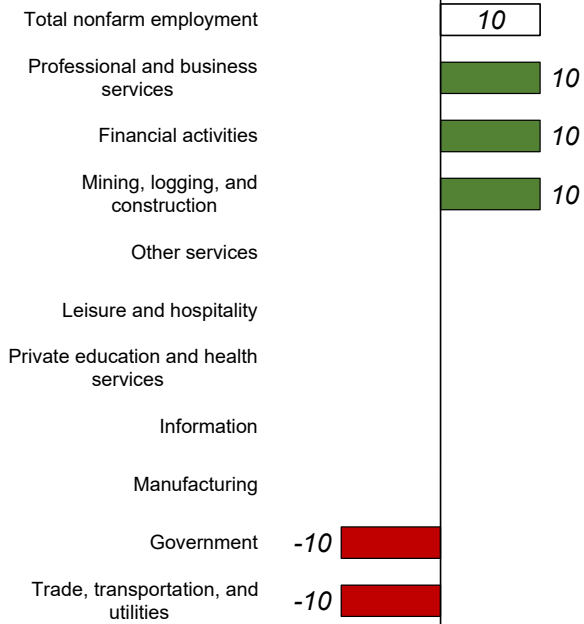
Unemployment Rate at 4.8%

- Seasonally adjusted unemployment rate in January 2024 was 5.3%
- Seasonally adjusted unemployment rate was +/- 0.6 percentage points over the year ranging from 4.7% to 5.3%

[More info on unemployment](#)



Source: Oregon Employment Department, LAUS



Source: Oregon Employment Department, CES

Industry Employment Change: Jan 2024 to Jan 2025

Lake County employment gained 10 jobs over the year.

- Payroll employment up 0.5% over the year
- [Detailed January Employment Press Release](#)

Jeff McAllister — Workforce Analyst for Southern Oregon

Jeff.S.McAllister@employ.oregon.gov

(541) 414 - 5325

QualityInfo.org: Your source for the latest economic data, highlights, and analysis.

Discover everything related to South Central Oregon and Lake County's labor market: [South Central Oregon](#)