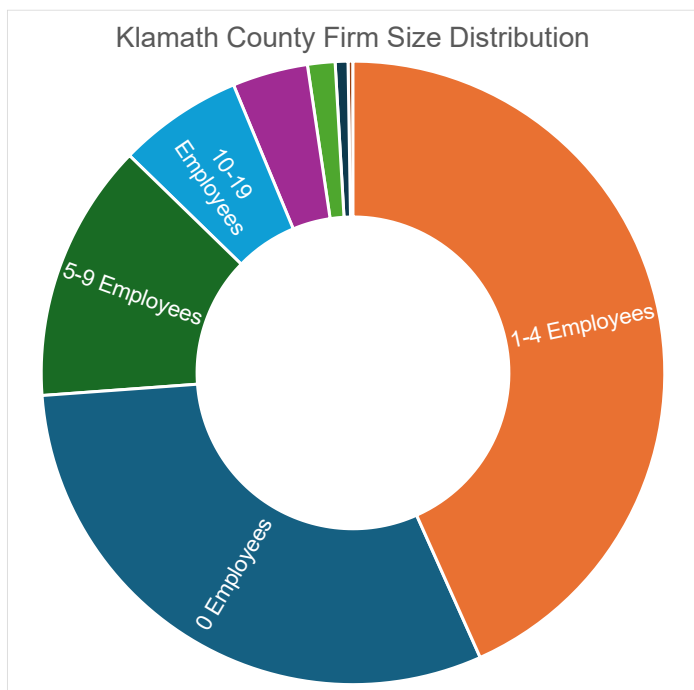


Special Topic: Private Firm Size Distribution



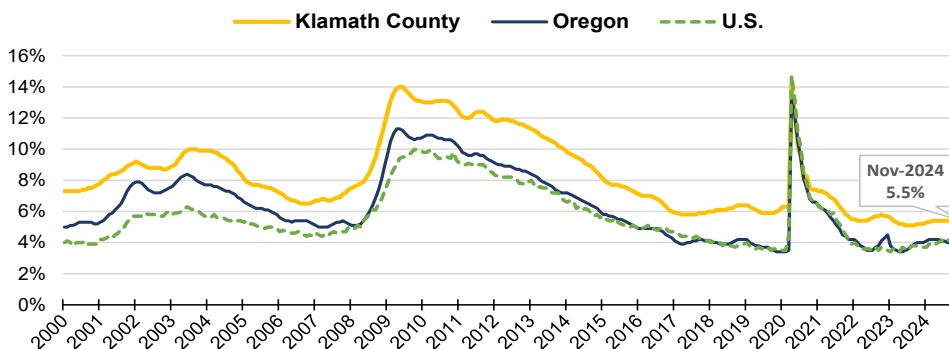
Source: Oregon Employment Department

The vast majority of private firms in Klamath County have fewer than five employees as of July 2020. These 1,451 firms made up 73.8% of all firms and employed 1,667 workers. At the other end of the size spectrum there were 46 firms with 50 employees or more which were 2.3% of all firms that added 7,714 jobs.

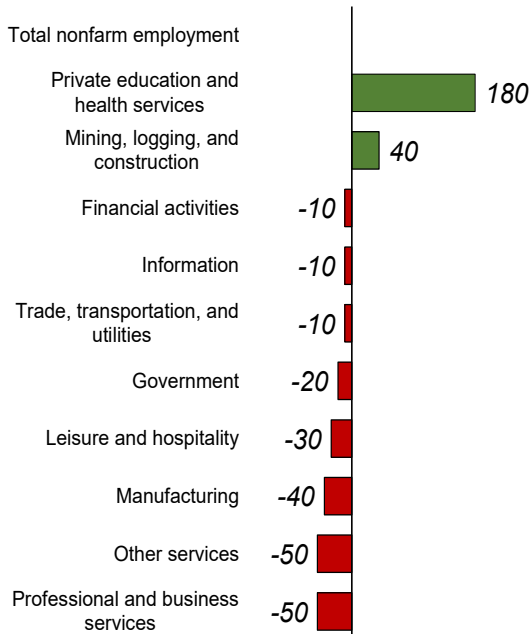
The average quarterly wage paid out by firms with fewer than five employees was \$10,000. Larger firms in the 250-500 employee category paid around \$18,000 more compared to these smaller firms. Large firms paid an average quarterly wage of \$17,930.

Unemployment Rate at 5.5%

- Unemployment rate in November 2023 was 5.2%
- Seasonally adjusted unemployment rate has been stable since March 2024



Source: Oregon Employment Department, LAUS



Industry Employment Change: Nov 2023 to Nov 2024

Klamath County employment remained stable over the year.

- [Detailed November Employment Press Release](#)

Jeff McAllister — Workforce Analyst for Southern Oregon

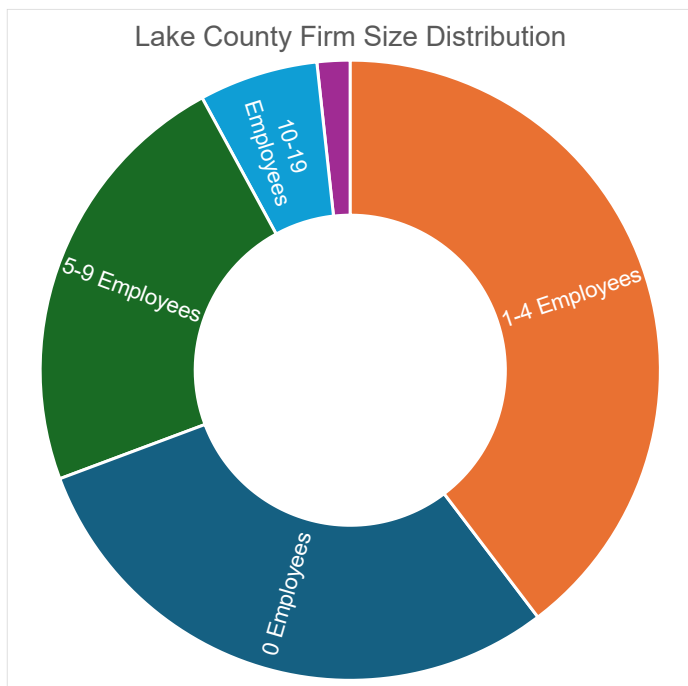
Jeff.S.McAllister@employ.oregon.gov

(541) 414 - 5325

QualityInfo.org: Your source for the latest economic data, highlights, and analysis.

Discover everything related to South Central Oregon and Klamath County's labor market: [South Central Oregon](#)

Special Topic: Private Firm Size Distribution



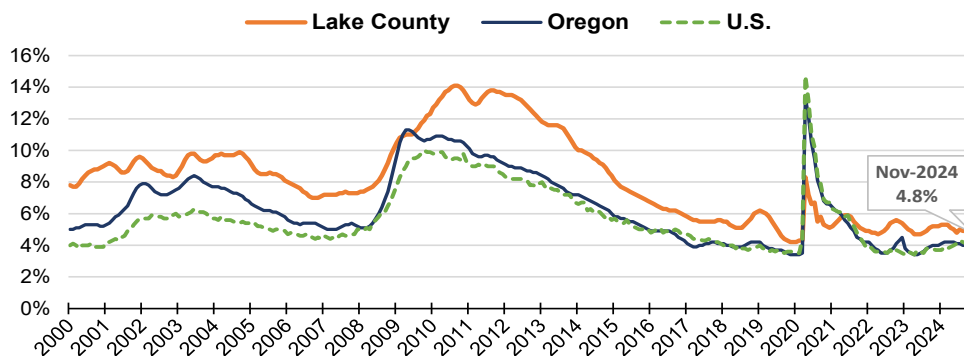
Source: Oregon Employment Department

The vast majority of private firms in Lake County have fewer than five employees as of July 2020. These 201 firms made up 69.3% of all firms and employed 257 workers. At the other end of the size spectrum there were five firms with 20-49 employees which were 1.7% of all firms that added 279 jobs.

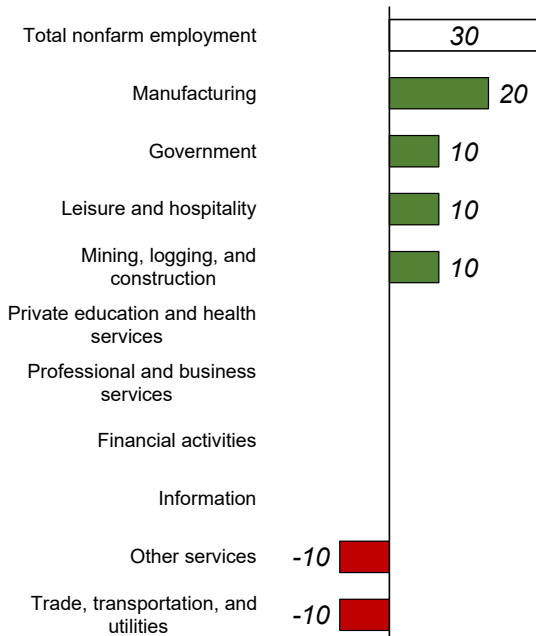
The average quarterly wage paid out by firms with fewer than five employees was \$8,230. Larger firms in the 20-49 employee category paid around \$7,000 more compared to these smaller firms. Large firms paid an average quarterly wage of \$15,270.

Unemployment Rate at 4.8%

- Unemployment rate was 5.2% in November 2023
- Seasonally adjusted unemployment rate has been stable the past three months



Source: Oregon Employment Department, LAUS



Source: Oregon Employment Department, CES

Industry Employment Change: Nov 2023 to Nov 2024

Lake County added 30 jobs over the year.

- [Detailed November Employment Press Release](#)

Jeff McAllister — Workforce Analyst for Southern Oregon

Jeff.S.McAllister@employ.oregon.gov

(541) 414 - 5325

QualityInfo.org: Your source for the latest economic data, highlights, and analysis.

Discover everything related to South Central Oregon and Lake County's labor market: [South Central Oregon](#)