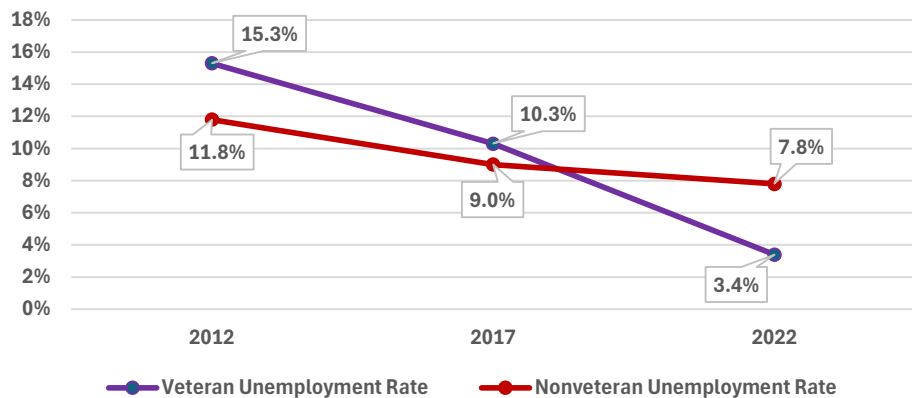


**Special Topic: Veteran and Nonveteran Unemployment**

**Klamath County Veteran and Nonveteran Unemployment Rate**



Source: U.S. Census ACS 5-Year S2101 Tables

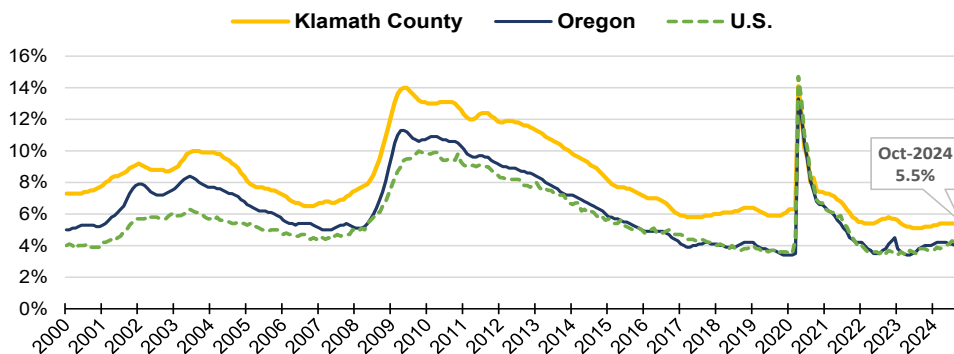
The veteran unemployment rate in Klamath County has been decreasing since 2012. Veteran unemployment was at a high in 2012 at 15.3%. Over a 10-year period unemployment has decreased by 11.9 percentage points to 3.4% in 2022.

After 2017 the veteran population saw lower levels of unemployment relative to nonveterans. Nonveteran unemployment decreased by four percentage points from a high of 11.8% in 2012 to a low of 7.8% in 2022.

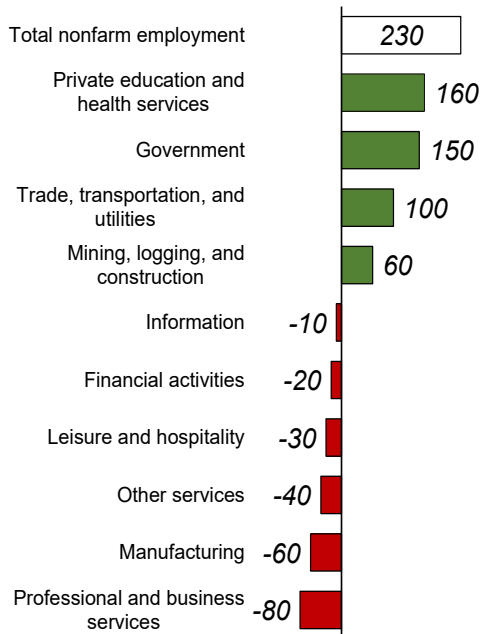
The differences between these rates was not statistically significant in any of the years highlighted.

**Unemployment Rate at 5.5%**

- Unemployment rate in October 2023 was 5.2%
- Seasonally adjusted unemployment rate has been stable since March 2024



Source: Oregon Employment Department, LAUS



**Industry Employment Change: Oct 2023 to Oct 2024**

*Klamath County added 230 jobs over the year.*

- Employment up **1.0%** in the past year
- [Detailed October Employment Press Release](#)

**Jeff McAllister — Workforce Analyst for Southern Oregon**

[Jeff.S.McAllister@employ.oregon.gov](mailto:Jeff.S.McAllister@employ.oregon.gov)

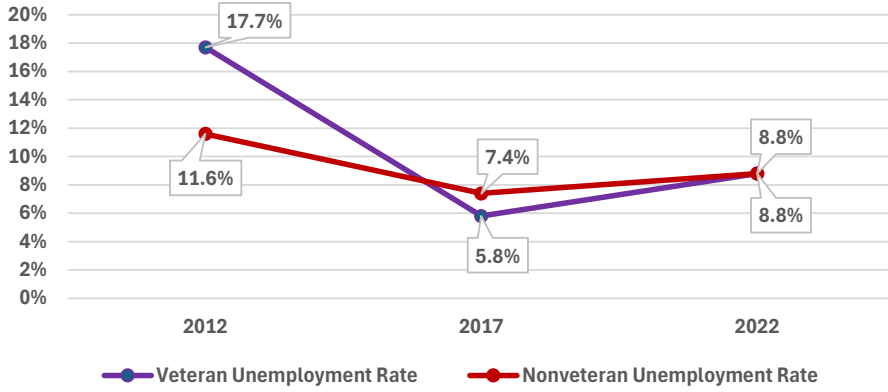
(541) 414 - 5325

[QualityInfo.org](http://QualityInfo.org): Your source for the latest economic data, highlights, and analysis.

Discover everything related to South Central Oregon and Klamath County's labor market: [South Central Oregon](#)

**Special Topic: Veteran and Nonveteran Unemployment**

**Lake County Veteran and Nonveteran Unemployment Rate**



Source: U.S. Census ACS 5-Year S2101 Tables

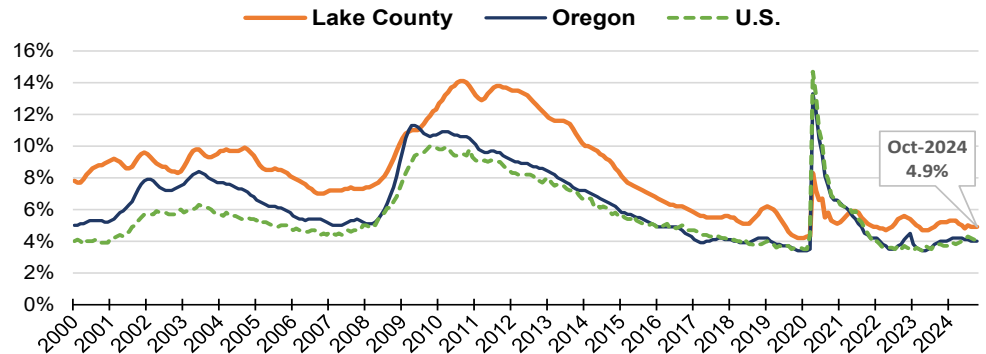
The veteran unemployment rate in Lake County decreased from 2012 to 2017 and increased thereafter. Veteran unemployment was at a high in 2012 at 17.7%. Over a 10-year period unemployment has decreased by 8.9 percentage points to 8.8% in 2022.

In 2017 the nonveteran population experienced higher levels of unemployment relative to veterans. Nonveteran unemployment decreased by 2.8 percentage points from a high of 11.6% in 2012 to a low of 8.8% in 2022.

The differences between these rates was not statistically significant in any of the years highlighted.

**Unemployment Rate at 4.9%**

- Unemployment rate was 5.2% in October 2023
- Seasonally adjusted unemployment rate has been stable the past three months



Source: Oregon Employment Department, LAUS

**Industry Employment Change: Oct 2023 to Oct 2024**

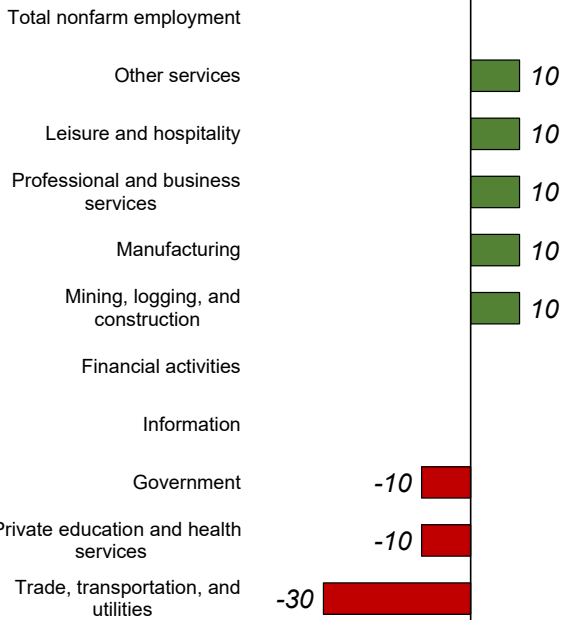
Lake County employment remained unchanged over the year.

- [Detailed October Employment Press Release](#)

**Jeff McAllister — Workforce Analyst for Southern Oregon**  
[Jeff.S.McAllister@employ.oregon.gov](mailto:Jeff.S.McAllister@employ.oregon.gov)  
 (541) 414 - 5325

[QualityInfo.org](http://QualityInfo.org): Your source for the latest economic data, highlights, and analysis.

Discover everything related to South Central Oregon and Lake County's labor market: [South Central Oregon](#)



Source: Oregon Employment Department, CES