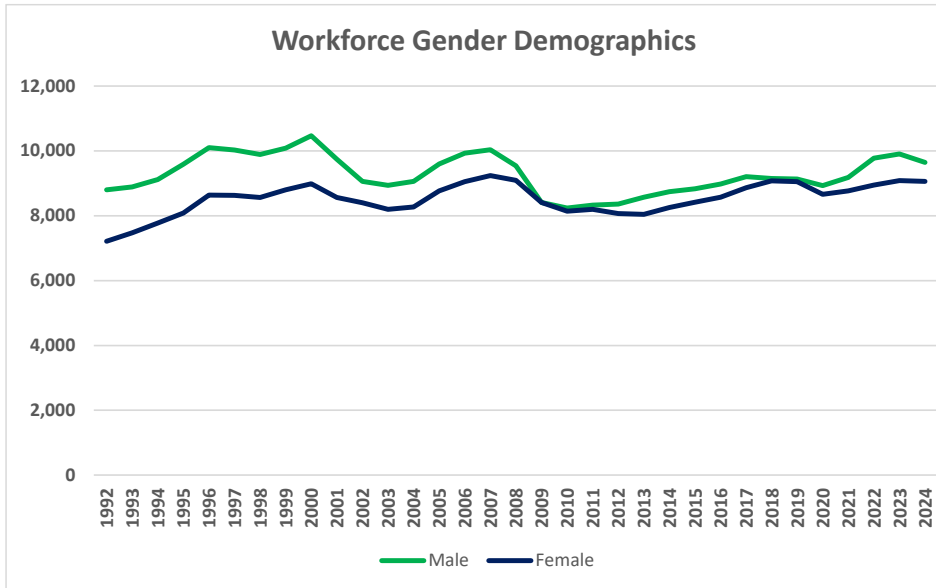


Special Topic: Workforce Gender Demographics



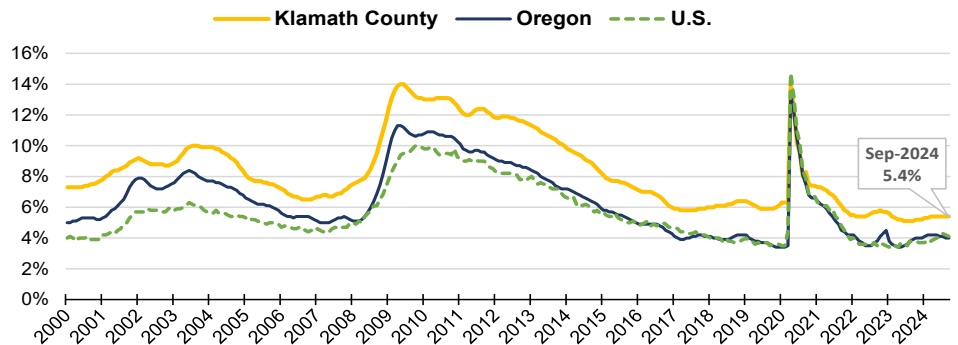
Gender demographics are available from the U.S. Census QWI Explorer for Klamath County beginning in 1992. Female representation in the workforce has ranged from a low of 45% to a high of 50% depending on the year. In 2009 women represented approximately 50% of the workforce, a record high.

Male representation in the workforce was the highest proportionally in 1992 with 55%. Representation was nearly equal in 2009-2011 and 2018-2019 with a difference of less than 1%. As of 2024 the male population accounts for 51.6% of the workforce.

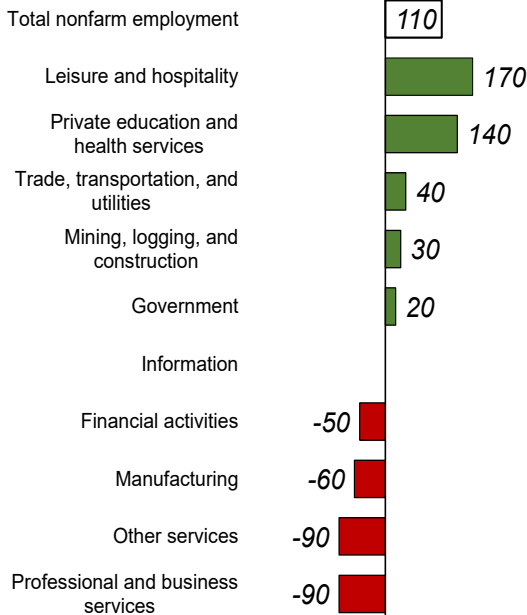
Source: Oregon Employment Department and U.S. Census Quarterly Workforce Indicators

Unemployment Rate at 5.4%

- Unemployment rate in September 2023 was 5.1%
- Seasonally adjusted unemployment rate has been stable since March 2024



Source: Oregon Employment Department, LAUS



Industry Employment Change: Sep 2023 to Sep 2024

Klamath County added 110 jobs over the year.

- Employment up **0.5%** in the past year
- [Detailed September Employment Press Release](#)

Jeff McAllister — Workforce Analyst for Southern Oregon

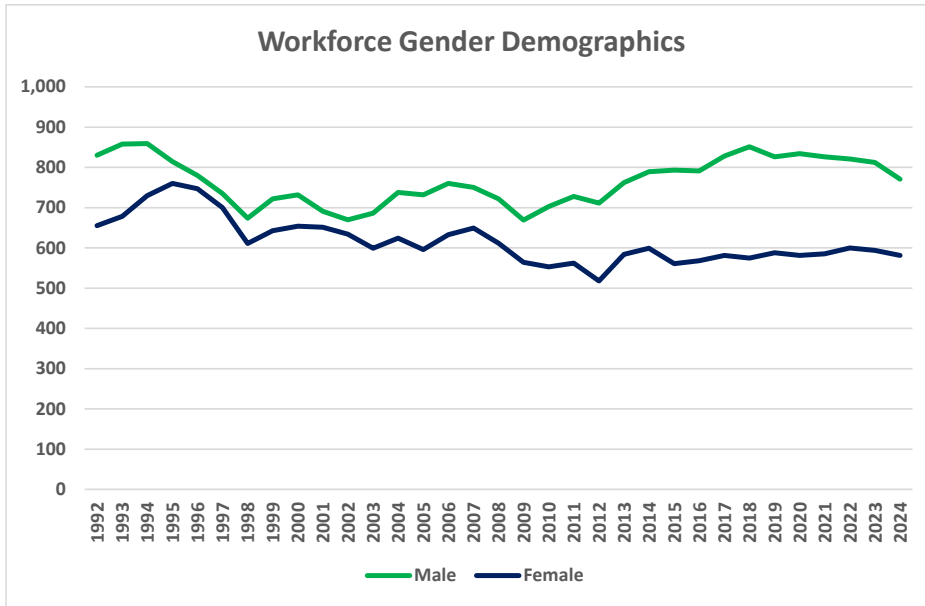
Jeff.S.McAllister@employ.oregon.gov

(541) 414 - 5325

QualityInfo.org: Your source for the latest economic data, highlights, and analysis.

Discover everything related to South Central Oregon and Klamath County's labor market: [South Central Oregon](#)

Special Topic: Workforce Gender Demographics



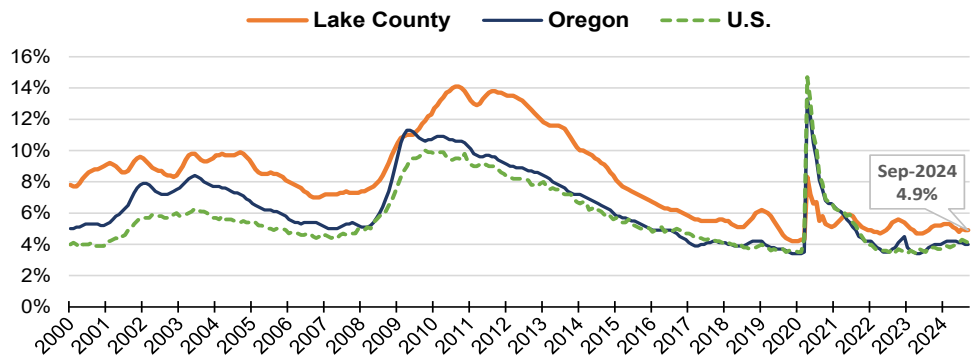
Gender demographics are available from the U.S. Census QWI Explorer for Lake County beginning in 1992. Female representation in the workforce has ranged from a low of 40% to a high of 49% depending on the year. In 1996 women represented 49% of the workforce, a record high.

Male representation in the workforce was the highest proportionally in 2018 with 59.7%. Data during the period 1996-1997 shows a difference of 2.2%-2.4% in representation. The gap has remained relatively wide since 2009, with the most recent year indicating a 14.1% difference.

Source: Oregon Employment Department and U.S. Census Quarterly Workforce Indicators

Unemployment Rate at 4.9%

- Unemployment rate was 5.1% in September 2023
- Seasonally adjusted unemployment rate has been stable the past two months

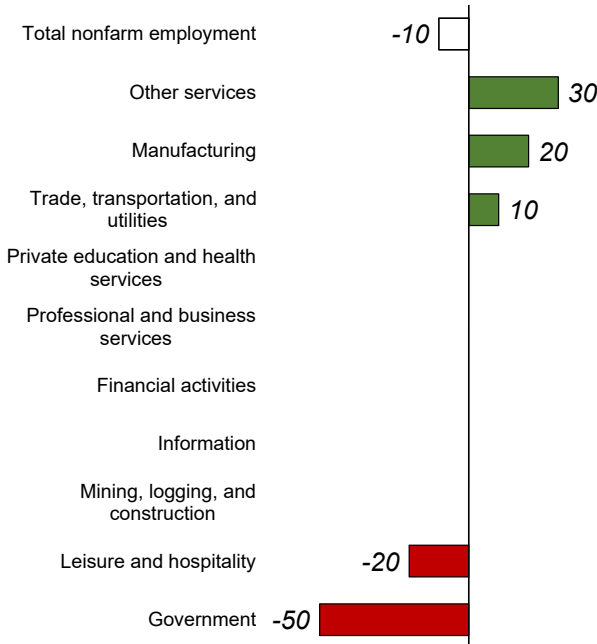


Source: Oregon Employment Department, LAUS

Industry Employment Change: Sep 2023 to Sep 2024

Lake County employment declined by **10 jobs** since last year.

- Employment down **0.4%** in the past year
- [Detailed September Employment Press Release](#)



Source: Oregon Employment Department, CES

Jeff McAllister — Workforce Analyst for Southern Oregon

Jeff.S.McAllister@employ.oregon.gov

(541) 414 - 5325

QualityInfo.org: Your source for the latest economic data, highlights, and analysis.

Discover everything related to South Central Oregon and Lake County's labor market: [South Central Oregon](#)