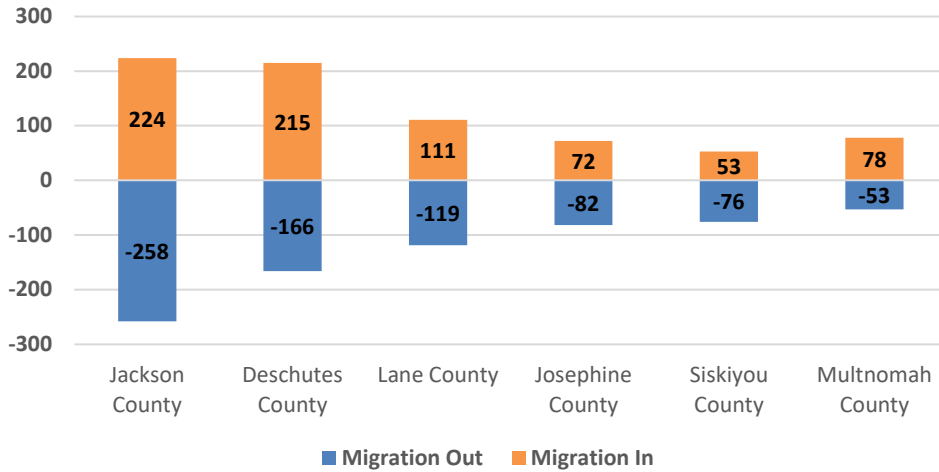


**Special Topic: County Migration 2021-2022**

**Klamath County Migration**



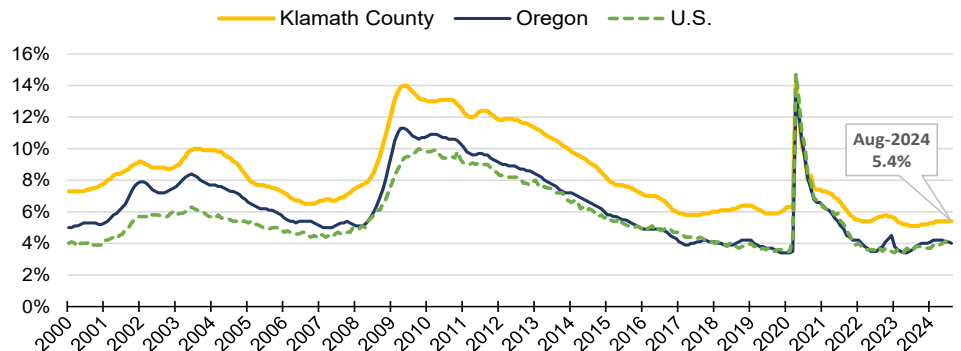
This is a snapshot of the top counties for migration in and out of Klamath County based on Internal Revenue Service data. Klamath experienced a net population gain from Deschutes and Multnomah counties. A higher proportion of individuals moved out than in to Jackson, Lane, and Josephine counties.

In terms of total migration, Jackson County accounts for about 7-8% of individuals moving in or out of Klamath County. Deschutes County represented 5% of total migration out and 7% of migration in. Lane County contributed about 3% to migration in; Multnomah and Josephine, 2%.

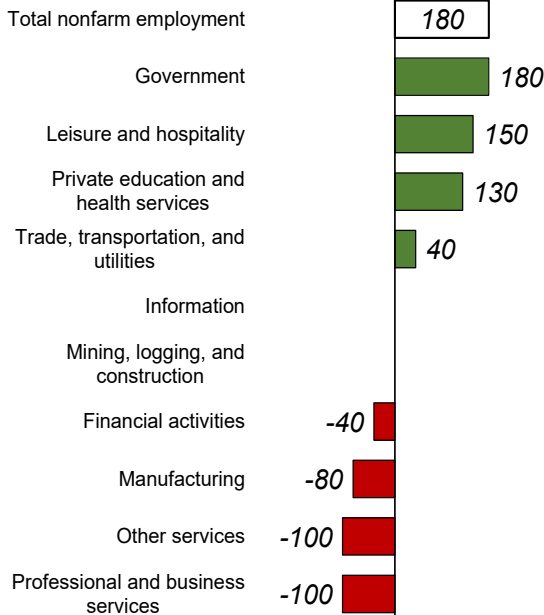
Source: Oregon Employment Department and Internal Revenue Service

**Unemployment Rate at 5.4%**

- Unemployment rate in August 2023 was 5.1%
- Seasonally adjusted unemployment rate has been relatively static since early 2024



Source: Oregon Employment Department, LAUS



**Industry Employment Change: August 2023 to August 2024**

Klamath County added 180 jobs over the year.

- Employment up **0.8%** in the past year
- [Detailed August Employment Press Release](#)

**Jeff McAllister — Workforce Analyst for Southern Oregon**

[Jeff.S.McAllister@employ.oregon.gov](mailto:Jeff.S.McAllister@employ.oregon.gov)

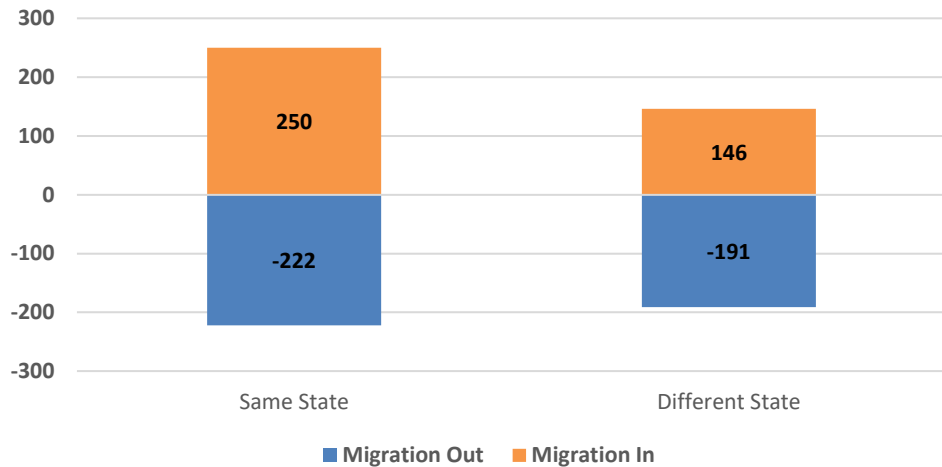
(541) 414 - 5325

[QualityInfo.org](http://QualityInfo.org): Your source for the latest economic data, highlights, and analysis.

Discover everything related to South Central Oregon and Klamath County's labor market: [South Central Oregon](#)

**Special Topic: State Migration 2021-2022**

**Lake County Migration**



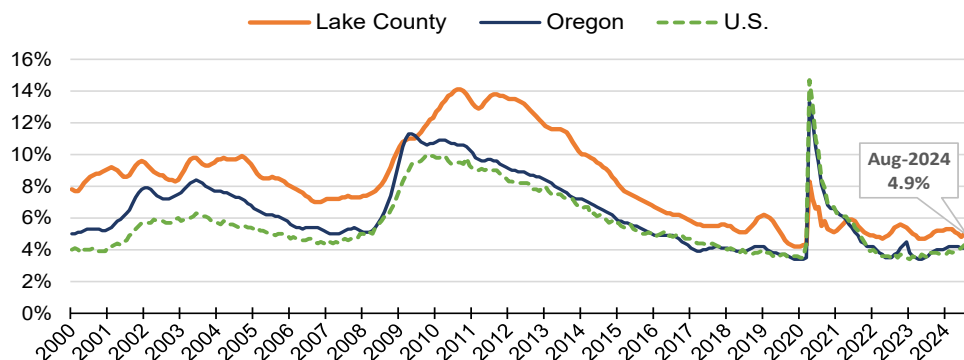
This is a snapshot of the state to state migration patterns for Lake County based on Internal Revenue Service data. Lane experienced a net population gain from Oregon individuals moving within the state and a net loss from individuals moving to different states.

In terms of total migration, same state migration out accounted for 54%; different state, 46%. For migration in same state was 63%; different state, 37%.

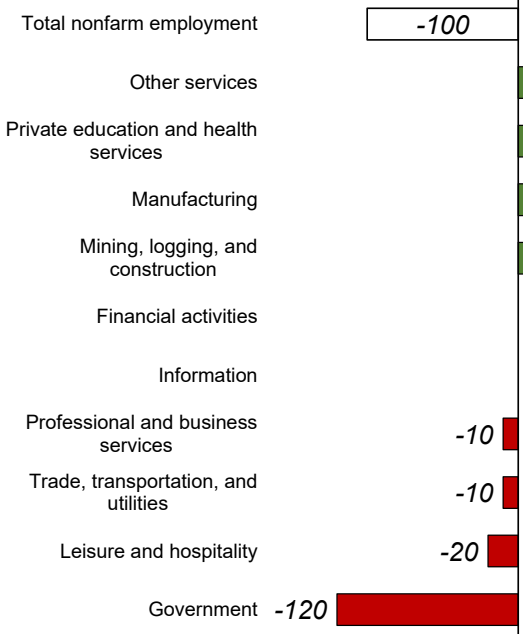
Source: Oregon Employment Department and Internal Revenue Service

**Unemployment Rate at 4.9%**

- Unemployment rate was 4.9% in August 2023
- Seasonally adjusted unemployment rate has been relatively static since early 2024



Source: Oregon Employment Department, LAUS



Source: Oregon Employment Department, CES

**Industry Employment Change: Aug 2023 to Aug 2024**

Lake County employment declined by 50 jobs since last year.

- Employment down **2.1%** in the past year
- [Detailed August Employment Press Release](#)

**Jeff McAllister — Workforce Analyst for Southern Oregon**  
[Jeff.S.McAllister@employ.oregon.gov](mailto:Jeff.S.McAllister@employ.oregon.gov)  
 (541) 414 - 5325

[QualityInfo.org](http://QualityInfo.org): Your source for the latest economic data, highlights, and analysis.

Discover everything related to South Central Oregon and Lake County's labor market: [South Central Oregon](#)