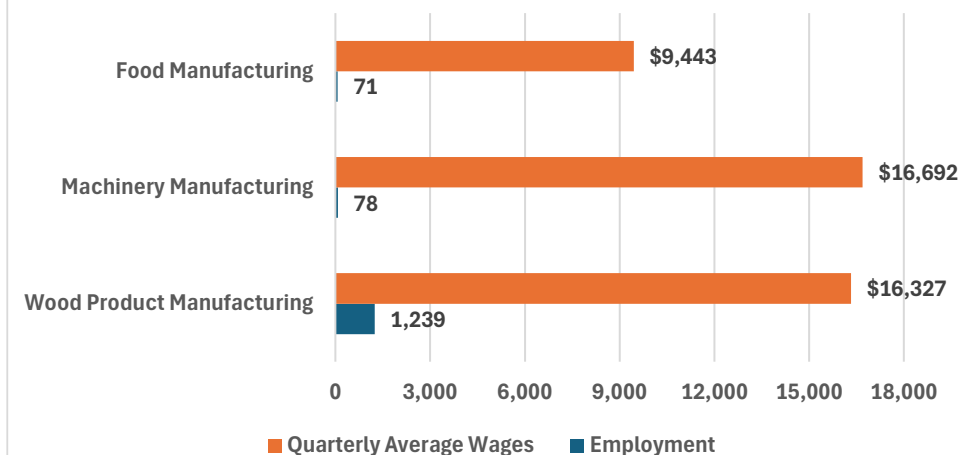


**Special Topic: Q1 Manufacturing Subsector Snapshot**

**Employment and Quarterly Average Wages**



Across Oregon wood product manufacturing is a large employer within the manufacturing sector. This past quarter the subsector employed 1,239 workers and paid an average quarterly wage of \$16,327. This subsector alone accounts for approximately 75.8% of the manufacturing workforce.

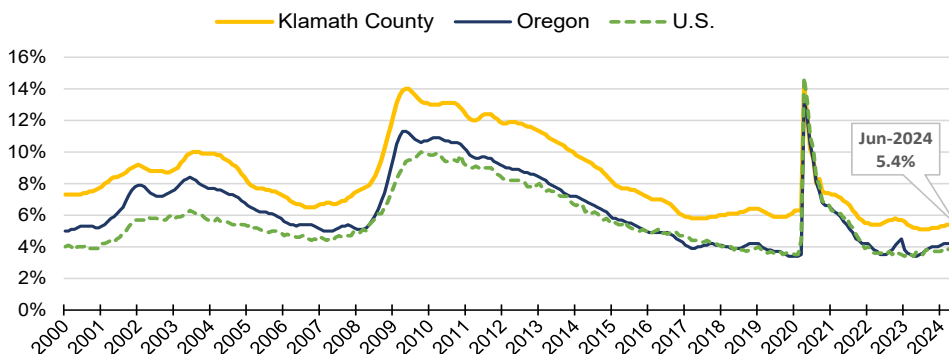
Machinery manufacturing and food manufacturing are two other large employers in the sector. These two subsectors represented another 9.3% of the manufacturing workforce.

The manufacturing sector overall comprises about 9% of the workforce in all privately owned companies in Klamath county.

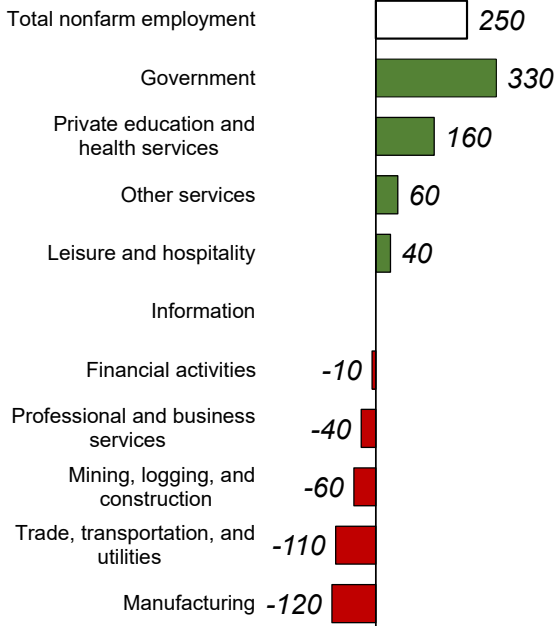
Source: Oregon Employment Department, QECW

**Unemployment Rate at 5.4%**

- Unemployment rate in June 2023 was 5.1%
- Seasonally adjusted unemployment rate has been relatively static since early 2024



Source: Oregon Employment Department, LAUS



**Industry Employment Change: June 2023 to June 2024**

*Klamath County added 250 jobs over the year.*

- Employment up 1% in the past year
- [Detailed June Employment Press Release](#)

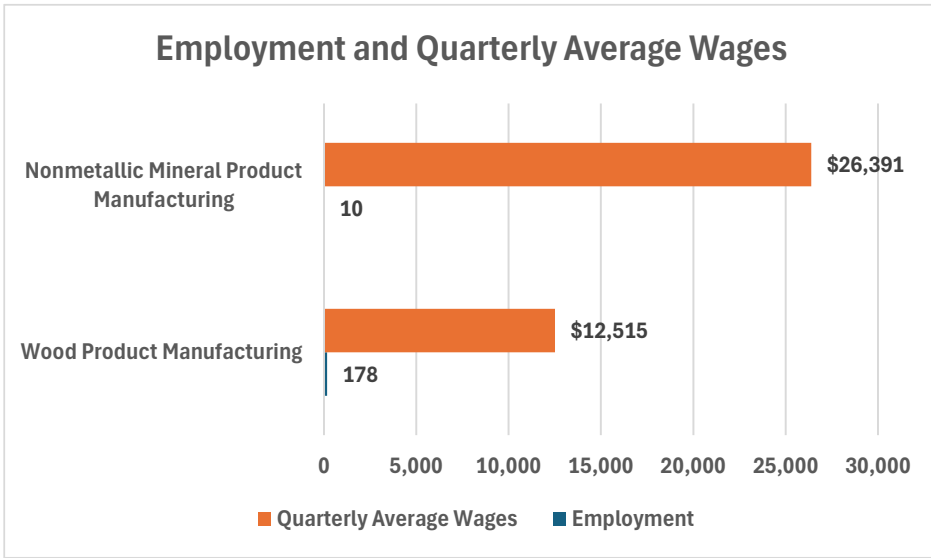
**Jeff McAllister — Workforce Analyst for Southern Oregon**  
[Jeff.S.McAllister@employ.oregon.gov](mailto:Jeff.S.McAllister@employ.oregon.gov)  
 (541) 414 - 5325

[QualityInfo.org](http://QualityInfo.org): Your source for the latest economic data, highlights, and analysis.

Discover everything related to South Central Oregon and Klamath County's labor market: [South Central Oregon](#)

**Special Topic: Q1 Manufacturing Subsector Snapshot**

**Employment and Quarterly Average Wages**



Across Oregon wood product manufacturing is a large employer within the manufacturing sector. This past quarter the subsector employed 178 workers and paid an average quarterly wage of \$12,515. This subsector alone accounts for approximately 88.6% of the manufacturing workforce.

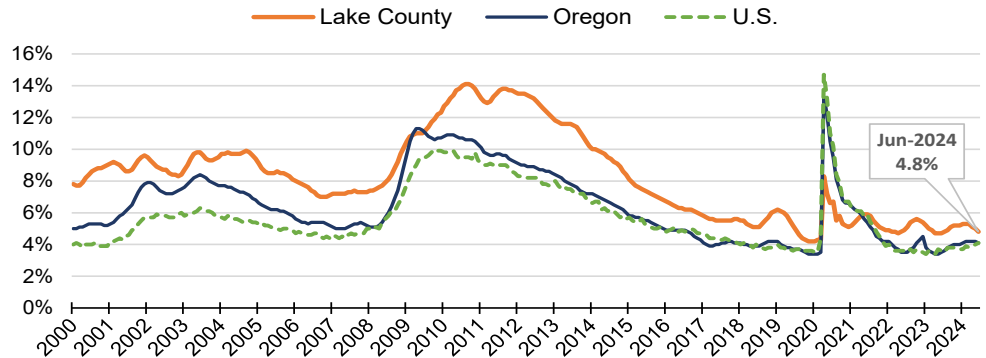
Nonmetallic mineral product manufacturing is another large employer in the sector. This subsector represented 5% of the manufacturing workforce.

The manufacturing sector overall comprises about 14.7% of the workforce in all privately owned companies in Lake county.

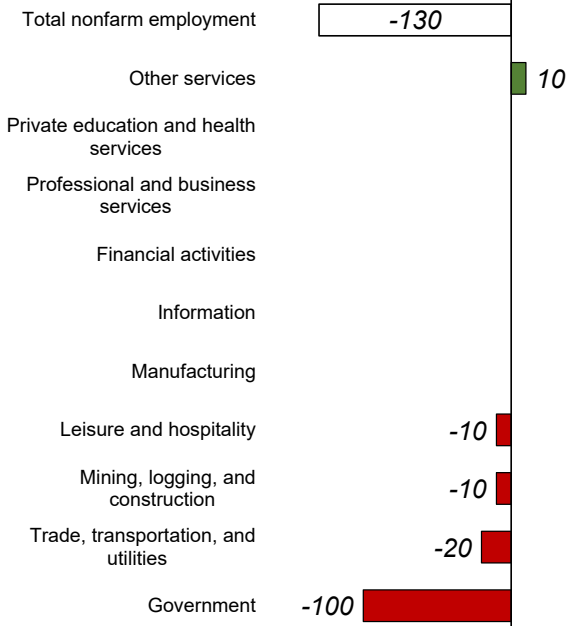
Source: Oregon Employment Department, QECW

**Unemployment Rate at 4.8%**

- Unemployment rate was 4.7% in June 2023
- Seasonally adjusted unemployment rate has been relatively static since early 2024



Source: Oregon Employment Department, LAUS



**Industry Employment Change: June 2023 to June 2024**

Lake County employment declined by **130 jobs** since last year.

- Employment down **5.3%** in the past year
- [Detailed June Employment Press Release](#)

**Jeff McAllister — Workforce Analyst for Southern Oregon**

[Jeff.S.McAllister@employ.oregon.gov](mailto:Jeff.S.McAllister@employ.oregon.gov)

(541) 414 - 5325

[QualityInfo.org](http://QualityInfo.org): Your source for the latest economic data, highlights, and analysis.

Discover everything related to South Central Oregon and Lake County's labor market: [South Central Oregon](#)

Source: Oregon Employment Department, CES