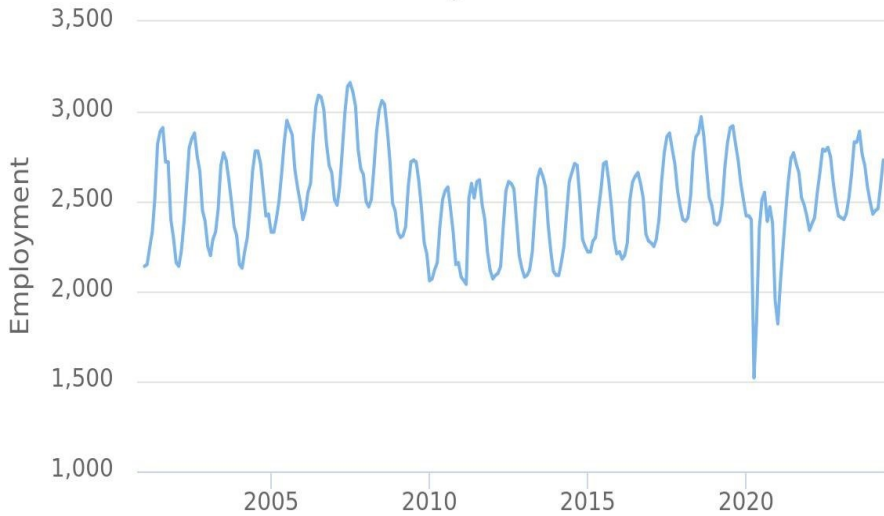


**Special Topic: The Leisure and Hospitality Industry's Pandemic Recovery**

**Klamath County  
 Leisure and hospitality**

(not seasonally adjusted)  
 Official Oregon Series



Source: Oregon Employment Department, CES

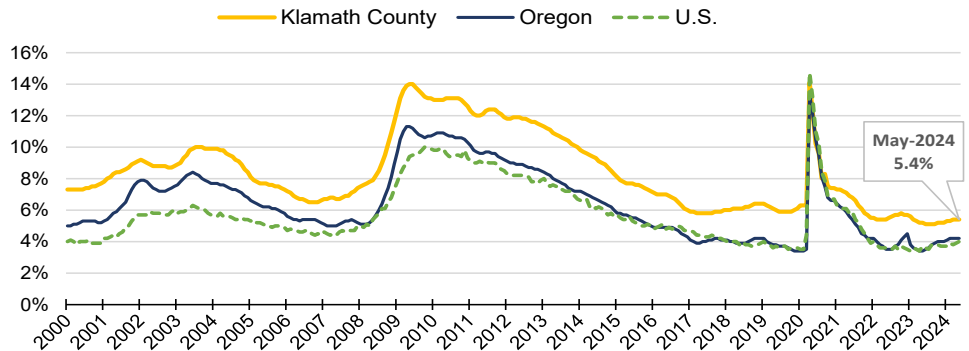
Employment in Klamath County's leisure and hospitality industry contracted sharply in March 2020 at the beginning of the COVID pandemic. From March to April the sector shed 880 jobs, approximately 37%, after the first lockdown was announced.

Total jobs in the industry rebounded within three months, as typical seasonal increases in employment helped close the gap. By June, 2,350 employees were working front desks at hotels, serving at restaurants and guiding trips around the Klamath basin.

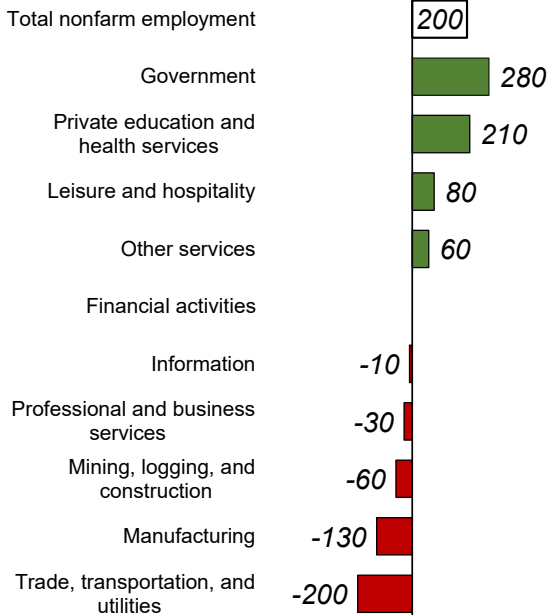
Since then employment has seen gains year over year. The industry employed 2,630 workers in 2023 compared to 2,270 in 2020, a gain of roughly 13.7%. Employment has increased month over month throughout 2024, as it usually does through the summer months.

**Unemployment Rate at 5.4%**

- Unemployment rate in May 2023 was 5.2%
- Seasonally adjusted unemployment rate has been relatively static since early 2024



Source: Oregon Employment Department, LAUS



**Industry Employment Change: May 2023 to May 2024**

Klamath County added 200 jobs over the year.

- Employment up **0.8%** in the past year
- [Detailed May Employment Press Release](#)

**Jeff McAllister — Workforce Analyst for Southern Oregon**

[Jeff.S.McAllister@employ.oregon.gov](mailto:Jeff.S.McAllister@employ.oregon.gov)

(541) 414 - 5325

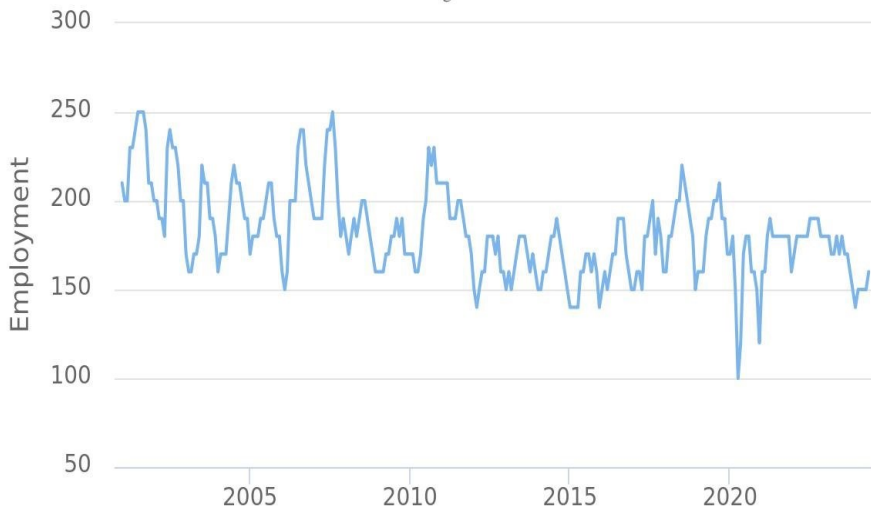
[QualityInfo.org](http://QualityInfo.org): Your source for the latest economic data, highlights, and analysis.

Discover everything related to South Central Oregon and Klamath County's labor market: [South Central Oregon](#)

**Special Topic: The Leisure and Hospitality Industry's Pandemic Recovery**

**Lake County  
 Leisure and hospitality**

(not seasonally adjusted)  
 Official Oregon Series



Source: Oregon Employment Department, CES

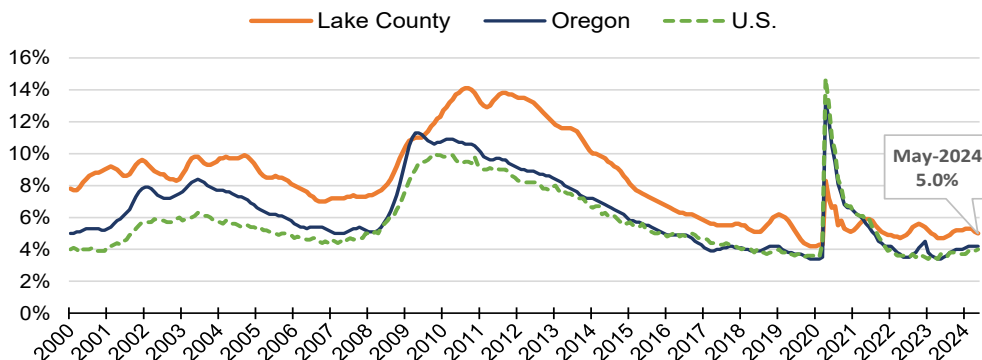
Employment in Lake County's leisure and hospitality industry contracted sharply in March 2020 at the beginning of the COVID pandemic. From March to April the sector shed 50 jobs, approximately 33.3%, after the first lockdown was announced.

Total jobs in the industry rebounded within three months. By June, 170 employees were working front desks at hotels, serving at restaurants and guiding trips. Employment in this sector had fully recovered by this time.

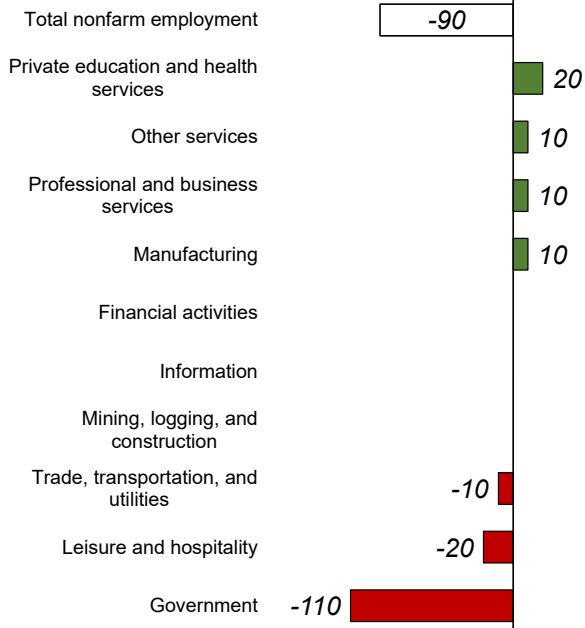
Since then employment saw gains in 2021 and 2022 with a slight decline in 2023. The industry employed 170 workers in 2023 compared to 150 in 2020, a gain of roughly 11.8%. Employment in 2024 has remained static until May with an increase of 10 jobs.

**Unemployment Rate at 5.0%**

- Unemployment rate was 4.7% in May 2023
- Seasonally adjusted unemployment rate has been relatively static since early 2024



Source: Oregon Employment Department, LAUS



Source: Oregon Employment Department, CES

**Industry Employment Change: May 2023 to May 2024**

Lake County employment declined by 90 jobs since last year.

- Employment down **3.8%** in the past year
- [Detailed May Employment Press Release](#)

**Jeff McAllister — Workforce Analyst for Southern Oregon**

[Jeff.S.McAllister@employ.oregon.gov](mailto:Jeff.S.McAllister@employ.oregon.gov)

(541) 414 - 5325

[QualityInfo.org](http://QualityInfo.org): Your source for the latest economic data, highlights, and analysis.

Discover everything related to South Central Oregon and Lake County's labor market: [South Central Oregon](#)