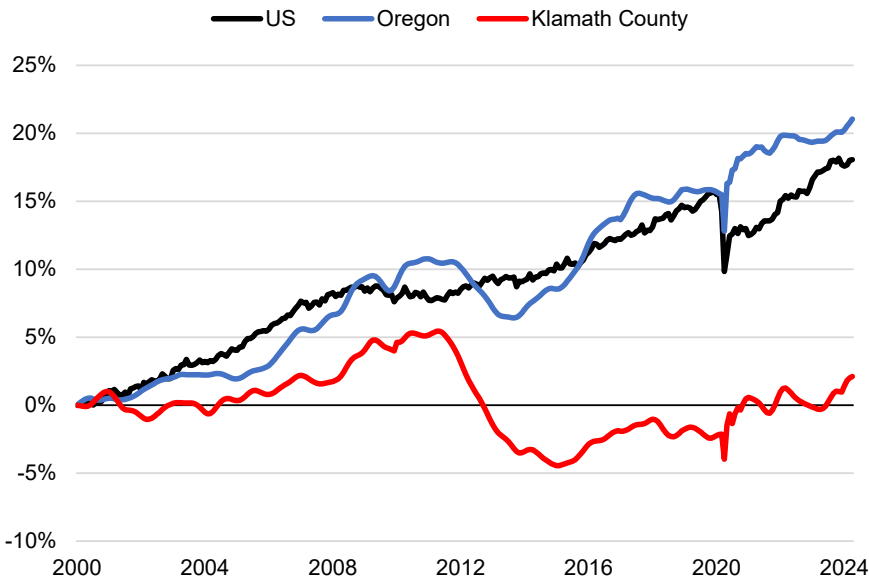


**Special Topic: Change in the Labor Force**

**Change in Civilian Labor Force**

January 2000 = 0



Source: Oregon Employment Department, LAUS

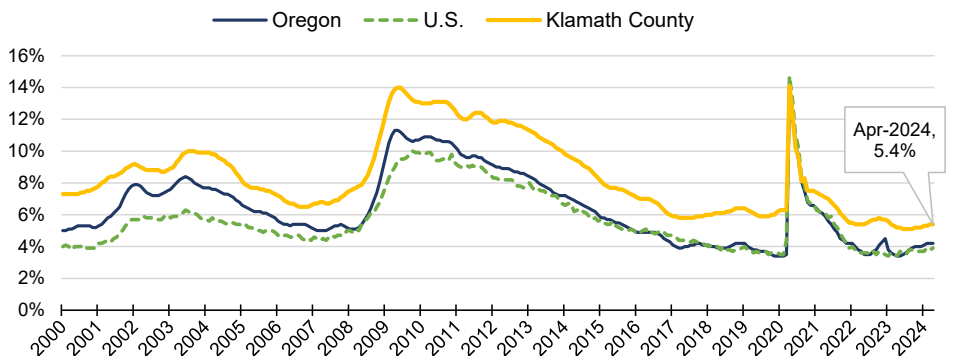
Klamath County has added significantly fewer workers to its labor force in recent years than the state and nation. While the U.S. and Oregon's labor force grew about 20% over 25 years, Klamath's is only about 2% larger than in 2000.

While population growth - 10% in Klamath since the year 2000 versus about 20% nationally - contributes to the gap somewhat, other factors are at play.

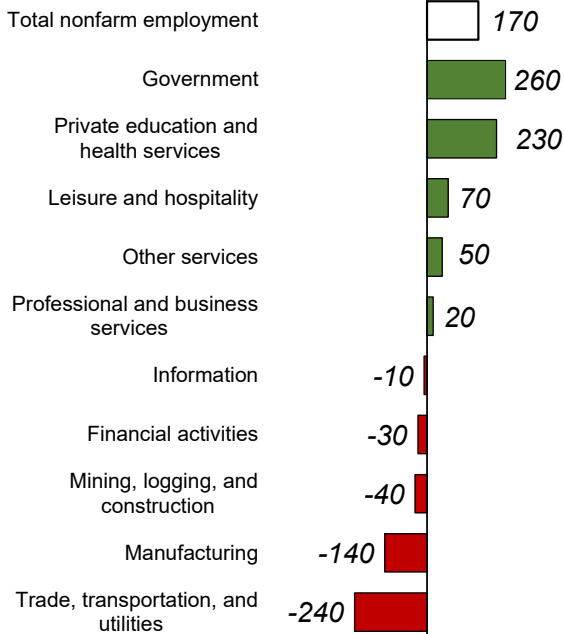
The 2008 recession appears to cast a long shadow on Klamath County's labor force, as the total number of workers hasn't yet exceeded the peak set in the early 2010s. That said, the 2020 recession, which was severe in other ways, did not create a similar exodus from the labor force, and may have accelerated its medium term growth.

**Unemployment Rate at 5.4%**

- Unemployment rate in April 2023 was 5.2%
- Unemployment rate little changed over the year, in contrast with slight increase at the state level



Source: Oregon Employment Department, LAUS



**Industry Employment Change: Apr. 2023 to Apr. 2024**

Klamath County adds 170 jobs over the year

- Employment up **0.7%** in the past year
- [Detailed April Employment Press Release](#)

**Henry Fields—Workforce Analyst for Southern Oregon**

[Henry.L.Fields@employ.oregon.gov](mailto:Henry.L.Fields@employ.oregon.gov)

(541) 359 - 9178

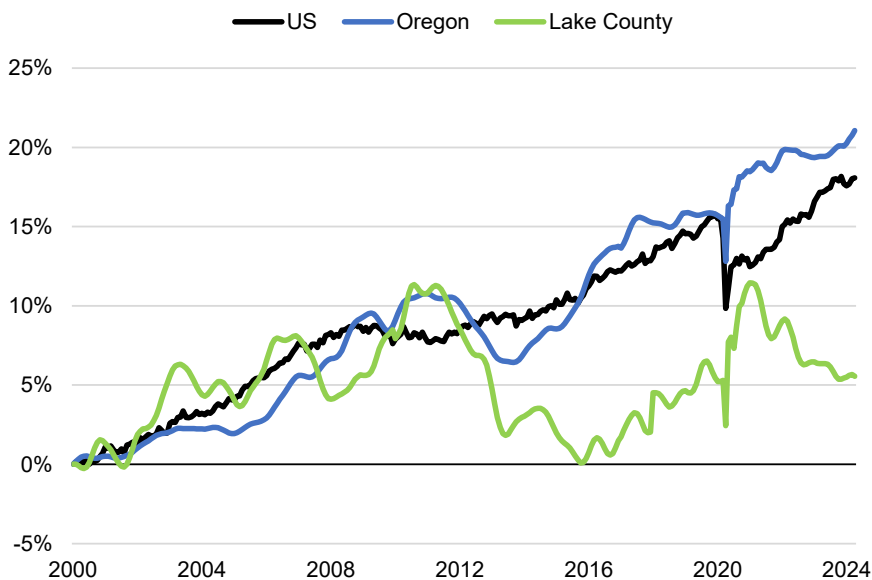
[QualityInfo.org](http://QualityInfo.org): Your source for the latest economic data, highlights, and analysis.

Discover everything related to South Central Oregon and Klamath County's labor market: [South Central Oregon](#)

**Special Topic: Change in the Labor Force**

**Change in Civilian Labor Force**

January 2000 = 0



Source: Oregon Employment Department, LAUS

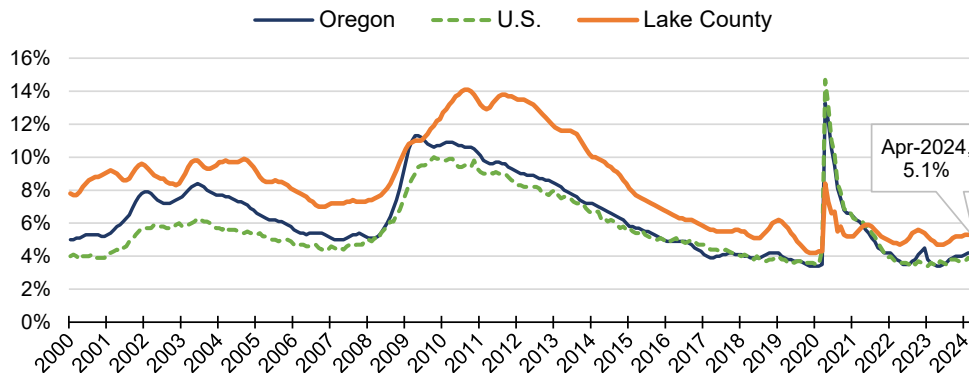
Lake County's labor force has grown by about 5% since the year 2000, but that growth has been far from steady. While the U.S. and Oregon's labor force grew about 20% over 25 years, Lake County started to diverge around 2010 and has lagged in growth since that time.

Slower population growth (12% versus 21% nationally) plays some role in the gap in Lake County, as does an older population. The median age is 46.1 in Lake, compared to 38.5 in the U.S.

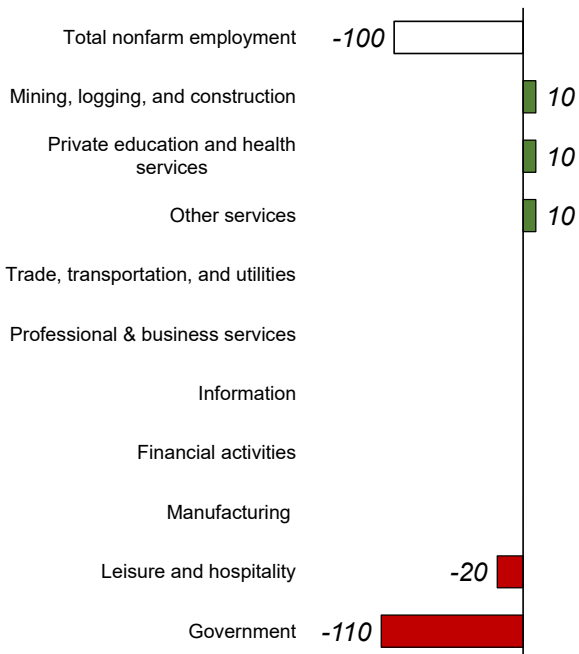
The 2008 recession appears to have erased many of the labor force gains of the previous years. The 2020 recession may have actually boosted labor force participation, at least temporarily. The labor force is about the same size now as before the 2020 recession.

**Unemployment Rate at 5.1%**

- Unemployment rate was 4.7% in April 2023
- Unemployment rate remained little changed since late 2023



Source: Oregon Employment Department, LAUS



Source: Oregon Employment Department, CES

**Industry Employment Change: Apr. 2023 to Apr. 2024**

Lake County employment declined by **100 jobs** over-the-year

[Detailed April Employment Press Release](#)

**Henry Fields—Workforce Analyst for Southern Oregon**

[Henry.L.Fields@employ.oregon.gov](mailto:Henry.L.Fields@employ.oregon.gov)

(541) 359 - 9178

[QualityInfo.org](#): Your source for the latest economic data, highlights, and analysis.

Discover everything related to South Central Oregon and Lake County's labor market: [South Central Oregon](#)