

Special Topic: Highest vs Lowest Paid Occupations

Klamath County's Highest & Lowest Paid Occupations by Median Wage (2023)

The 5 Highest Paid Occupation Groups in South Central Oregon by Median Wage (2023)

Occupation Title	Median Hourly Wage
Healthcare Practitioners and Technical Occupations	\$45.06
Management Occupations	\$39.67
Computer and Mathematical Occupations	\$37.73
Architecture and Engineering Occupations	\$37.57
Legal Occupations	\$34.91

As of this year, the median wage for all jobs in the South Central region is \$20.69 an hour. This means half of all jobs pay more than this, while the other half pays less.

Healthcare practitioners and technical occupations pay the highest median hourly wage (\$45.06), followed by management occupations (\$39.67), and computer and mathematical occupations (\$37.73).

The 5 Lowest Paid Occupation Groups in South Central Oregon by Median Wage (2023)

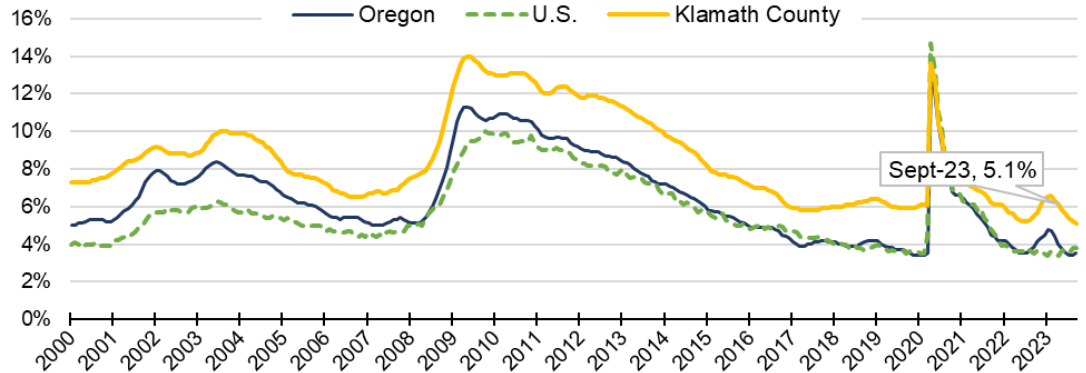
Occupation Title	Median Hourly Wage
Healthcare Support Occupations	\$18.20
Personal Care and Service Occupations	\$17.42
Building and Grounds Cleaning and Maintenance Occupations	\$16.17
Sales and Related Occupations	\$15.59
Food Preparation and Serving Related Occupations	\$14.63

Food preparation and serving related occupations, on the other hand, pay the lowest median hourly wage (\$14.63) of any occupation group. This is followed by sales related occupations (\$15.59), and building and grounds cleaning and maintenance occupations (\$16.17).

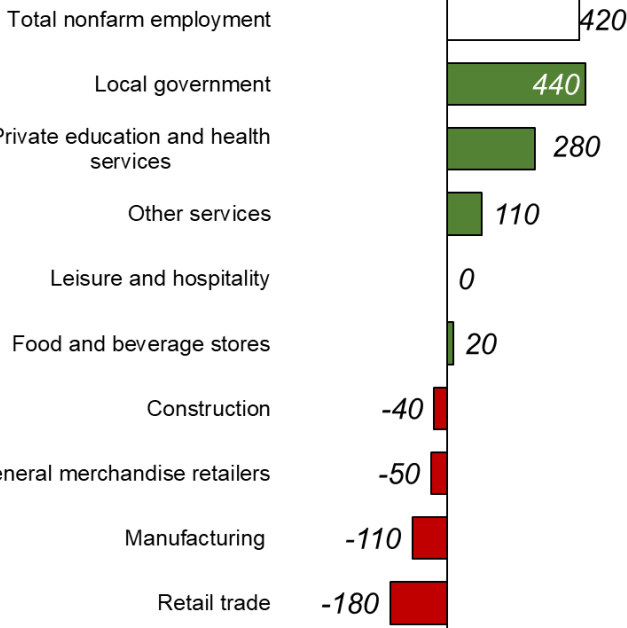
Source: Oregon Employment Department Quarterly Employment and Wages (QCEW)

Unemployment Rate at 5.1%

- Unemployment rate September 2022 was 5.5%
- Unemployment rate continued to fall for the seventh month



Source: Oregon Employment Department, LAUS



Industry Employment Change: Sept. 2022 to Sept. 2023
Klamath County adds 420 jobs over the year

- Employment up 1.8% in the past year
- [Detailed September Employment Press Release](#)

Carlos Diaz—Southern Oregon Workforce Analyst
Carlos.D.Diaz@employ.oregon.gov
 (541) 414 - 5325

QualityInfo.org: Your source for the latest economic data, highlights, and analysis.

Discover everything related to South Central Oregon and Klamath County's labor market: [South Central Oregon](#)

Special Topic: Highest vs Lowest Paid Occupations

Lake County's Highest & Lowest Paid Occupations by Median Wage (2023)

The 5 Highest Paid Occupation Groups in South Central Oregon by Median Wage (2023)

Occupation Title	Median Hourly Wage
Healthcare Practitioners and Technical Occupations	\$45.06
Management Occupations	\$39.67
Computer and Mathematical Occupations	\$37.73
Architecture and Engineering Occupations	\$37.57
Legal Occupations	\$34.91

As of this year, the median wage for all jobs in the South Central region is \$20.69 an hour. This means half of all jobs pay more than this, while the other half pays less.

Healthcare practitioners and technical occupations pay the highest median hourly wage (\$45.06), followed by management occupations (\$39.67), and computer and mathematical occupations (\$37.73).

The 5 Lowest Paid Occupation Groups in South Central Oregon by Median Wage (2023)

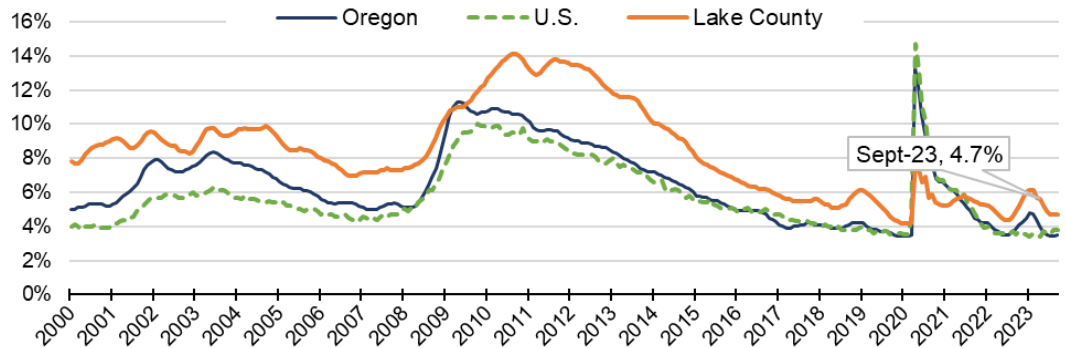
Occupation Title	Median Hourly Wage
Healthcare Support Occupations	\$18.20
Personal Care and Service Occupations	\$17.42
Building and Grounds Cleaning and Maintenance Occupations	\$16.17
Sales and Related Occupations	\$15.59
Food Preparation and Serving Related Occupations	\$14.63

Food preparation and serving related occupations, on the other hand, pay the lowest median hourly wage (\$14.63) of any occupation group. This is followed by sales related occupations (\$15.59), and building and grounds cleaning and maintenance occupations (\$16.17).

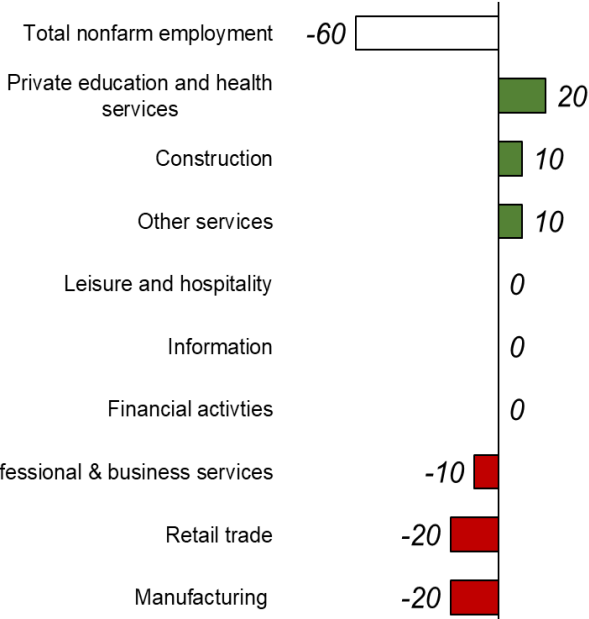
Source: Oregon Employment Department Quarterly Employment and Wages (QCEW)

Unemployment Rate at 4.7%

- Unemployment rate was 4.9% in September 2022
- Unemployment rate remained unchanged over-the-month



Source: Oregon Employment Department, LAUS



Industry Employment Change: Sept. 2022 to Sept. 2023

*Lake County employment levels down **60 jobs** over-the-year*

[Detailed September Employment Press Release](#)

Carlos Diaz—Southern Oregon Workforce Analyst

Carlos.D.Diaz@employ.oregon.gov

(541) 414 - 5325

[QualityInfo.org](#): Your source for the latest economic data, highlights, and analysis.

Discover everything related to South Central Oregon and Lake County's labor market: [South Central Oregon](#)