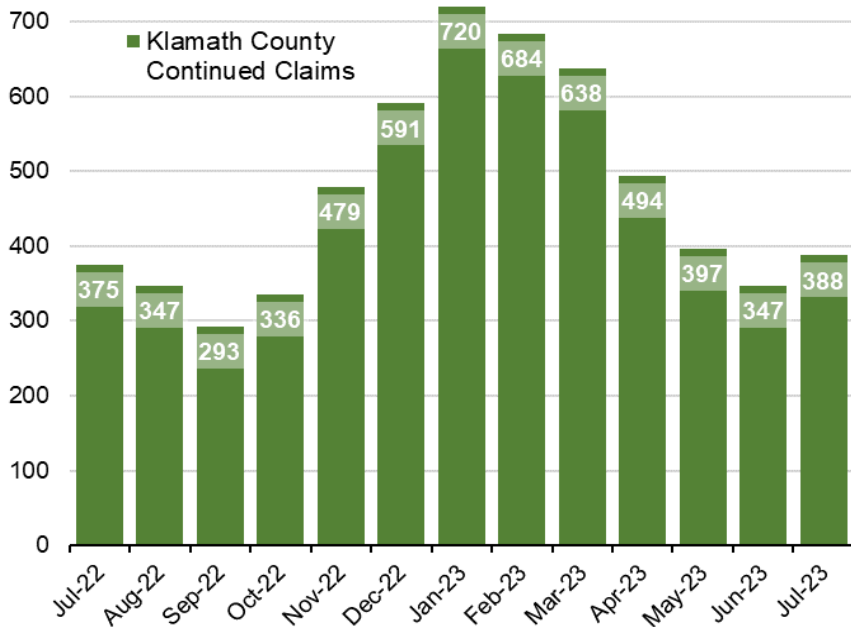


**Special Topic: Insured and Unemployed... Continued Claims**

**Klamath County Workers Claiming Unemployment Benefits**



This month we look at the number of workers with continued Unemployment Insurance (UI) claims. A person who has already filed an initial claim and who has experienced a week of unemployment then files a continued claim to claim benefits for that week of unemployment.

For more details on an initial vs continued claim, refer to the [UI Data Sources and Limitations](#) page.

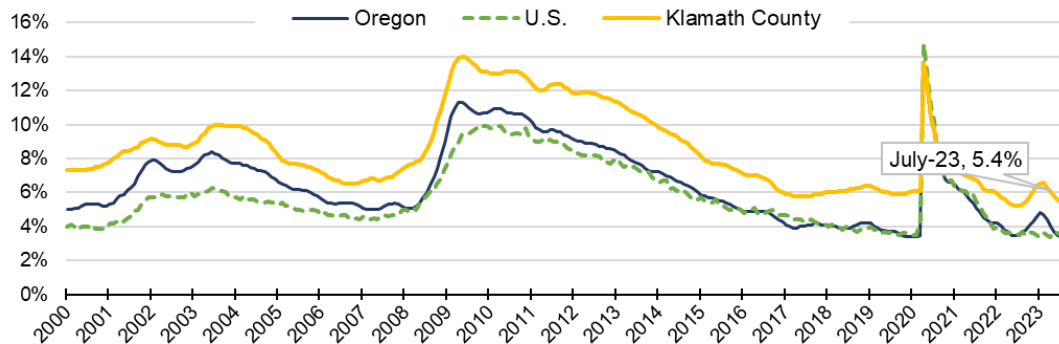
Continued UI claims in Klamath County increased by 41 (+12%) over-the-month from June 2023 to July 2023.

Continued UI claims increased by 13 (+3%) over-the-year from July 2022 to July 2023.

Source: Oregon Employment Department and U.S. Census Bureau of Labor Statistics

**Unemployment Rate at 5.4%**

- Unemployment rate July 2022 was 5.2%
- Unemployment rate continued to fall for the fifth month



Source: Oregon Employment Department, LAUS

Total nonfarm employment

310

Local government

330

Private education and health services

120

Other services

80

Leisure and hospitality

80

Transportation, warehousing, and utilities

50

Food and beverage stores

30

Financial activities

20

Manufacturing -120

Retail trade -130

**Industry Employment Change: July 2022 to July 2023**

*Klamath County adds 310 jobs over the year*

- Employment up 1.3% in the past year
- [Detailed July Employment Press Release](#)

**Carlos Diaz—Southern Oregon Workforce Analyst**

[Carlos.D.Diaz@employ.oregon.gov](mailto:Carlos.D.Diaz@employ.oregon.gov)

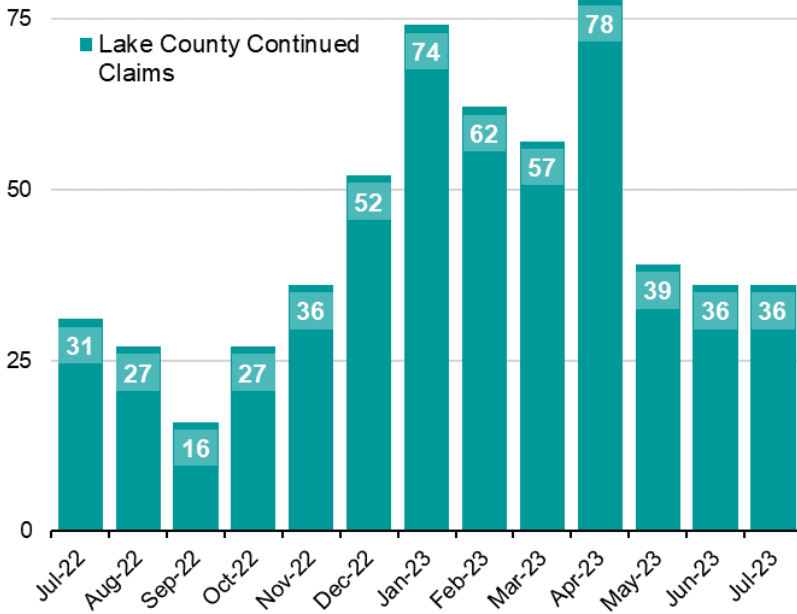
(541) 414 - 5325

[QualityInfo.org](#): Your source for the latest economic data, highlights, and analysis.

Discover everything related to South Central Oregon and Klamath County's labor market: [South Central Oregon](#)

**Special Topic: Insured and Unemployed... Continued Claims**

**Lake County Workers Claiming Unemployment Benefits**



This month we look at the number of workers with continued Unemployment Insurance (UI) claims. A person who has already filed an initial claim and who has experienced a week of unemployment then files a continued claim to claim benefits for that week of unemployment.

For more details on an initial vs continued claim, refer to the [UI Data Sources and Limitations](#) page.

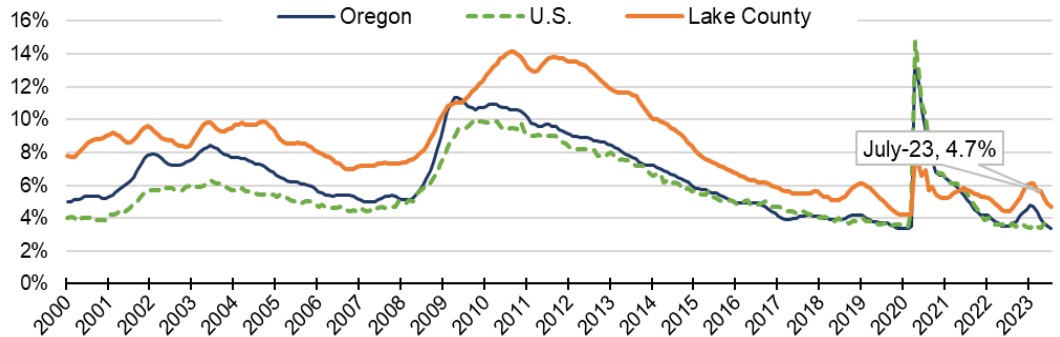
Continued UI claims in Lake County remained unchanged at 36 claims over-the-month.

Continued UI claims increased by five (+16%) over-the-year from July 2022 to July 2023.

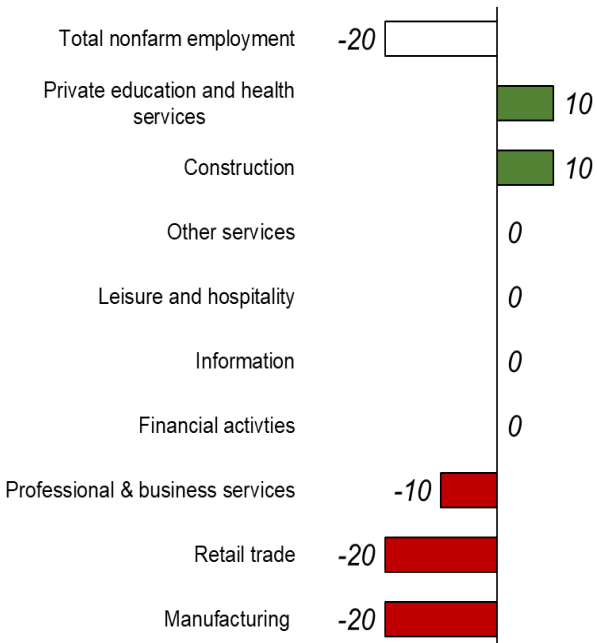
Source: Oregon Employment Department and U.S. Census Bureau of Labor Statistics

**Unemployment Rate at 4.7%**

- Unemployment rate was 4.4% in July 2022
- Unemployment rate continued to fall in July



Source: Oregon Employment Department, LAUS



**Industry Employment Change: July 2022 to July 2023**

*Lake County employment levels down **20 jobs** over-the-year*

[Detailed July Employment Press Release](#)

**Carlos Diaz—Southern Oregon Workforce Analyst**  
[Carlos.D.Diaz@employ.oregon.gov](mailto:Carlos.D.Diaz@employ.oregon.gov)  
 (541) 414 - 5325

[QualityInfo.org](#): Your source for the latest economic data, highlights, and analysis.

Discover everything related to South Central Oregon and Lake County's labor market: [South Central Oregon](#)

Source: Oregon Employment Department, CES