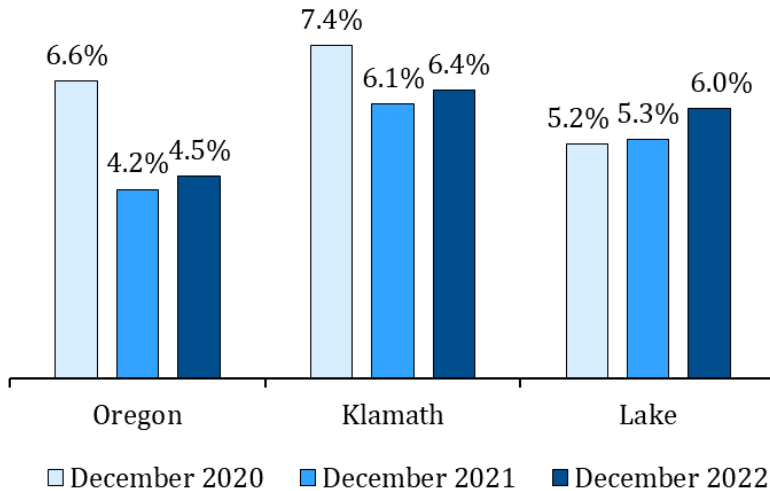


South Central Oregon Economic Indicators

(November 2022 data)

January 2023 Edition

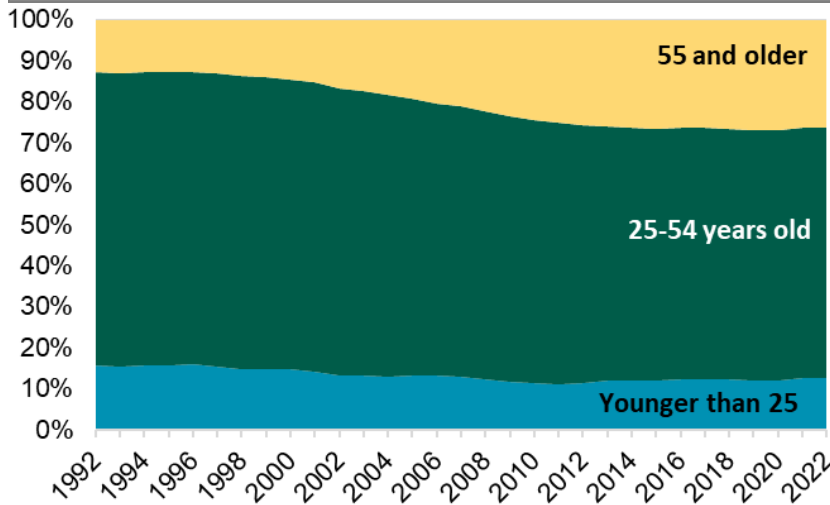
Local Area Unemployment Rates (Seasonally adjusted)



Graph of the Month

Age of Employees Over Time in South Central Oregon

Source: Census, Quarterly Workforce Indicators

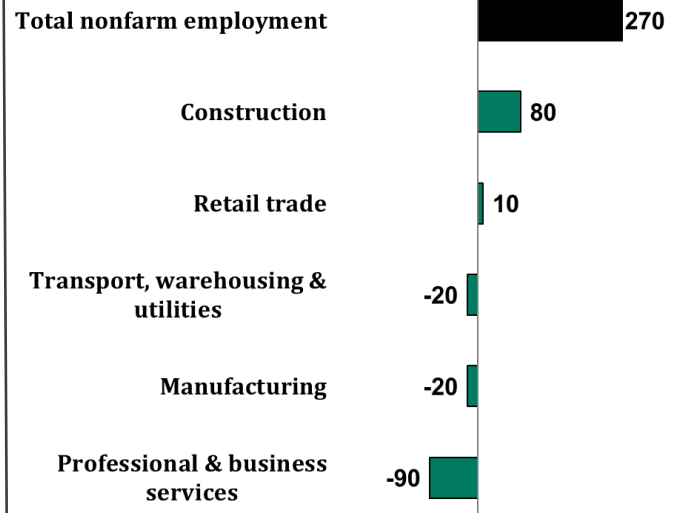


Roughly 26% of employees in Klamath and Lake counties were 55 years or older in 2022, according to the Census' Quarterly Workforce Indicators (QWI). This is 9 percentage points higher than in 2002 when only 17% of employees were 55 years or older. Employment share for people ages 54 or younger decreased significantly during the same time period. Employment share for people 25-54 years old declined from 70% to 61%; the share declined from 14% to 12% for those younger than 25.

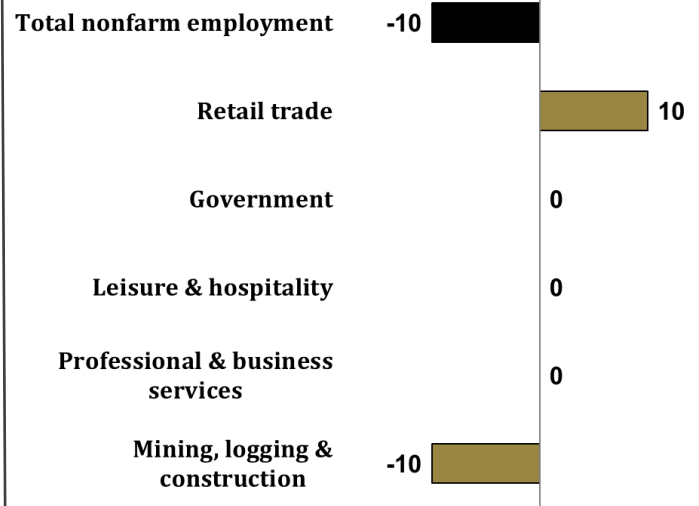
This demographic shift in the workforce has been fueled by a few main reasons. The Great Recession (2007) decreased employment of people younger than 25 more than other age groups; boomers, the second largest generation, are aging; and the Oregon birthrate has slowed considerably since the late 1990s.

Select Industry Gains and Losses (Over-the-year net employment change)

Klamath County



Lake County



Jake Procino, Workforce Analyst/Economist
for the East Cascades
Jake.D.Procino@employ.oregon.gov
541-306-1645

Twitter: twitter.com/OED_Research
Website: qualityinfo.org