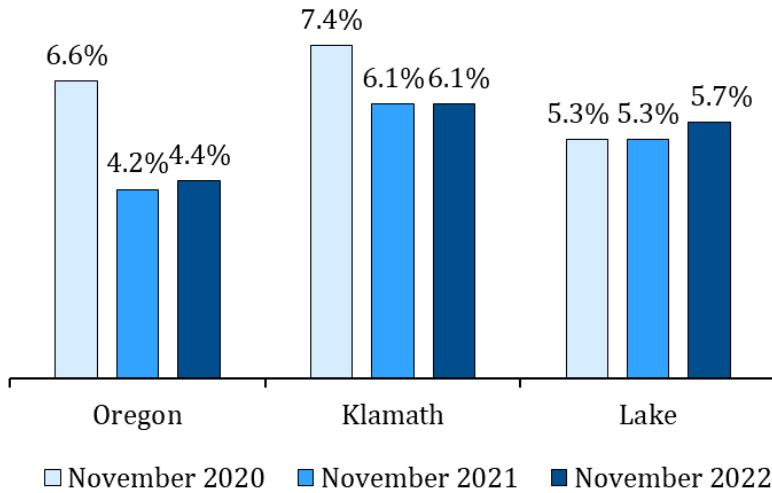


South Central Oregon Economic Indicators

(November 2022 data)

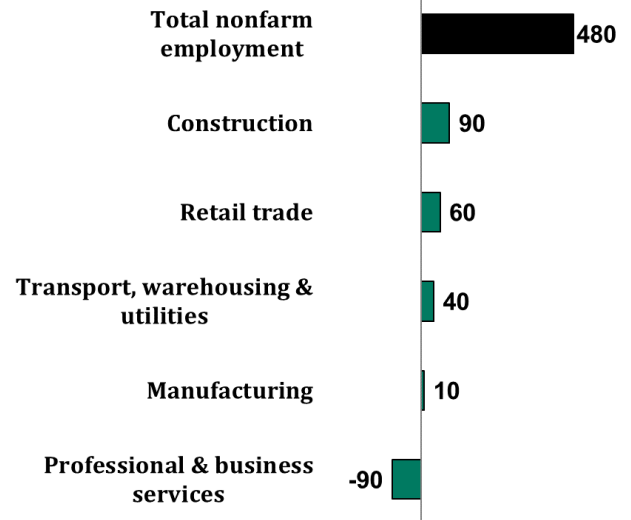
December 2022 Edition

Local Area Unemployment Rates (Seasonally adjusted)



Select Industry Gains and Losses (Over-the-year net employment change)

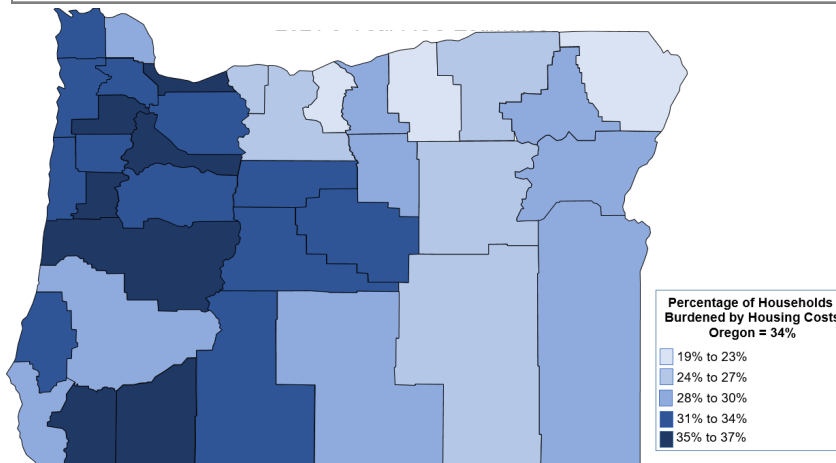
Klamath County



Graph of the Month

Homeowners and Renters Burdened by Housing Costs

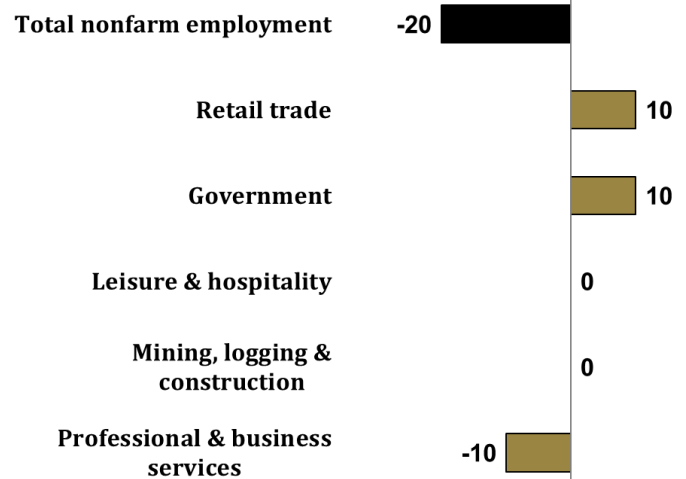
Source: Census, 2021 5-Year American Community Survey Estimates



More than one out of every three (550,000) Oregon homeowners and renters were burdened by housing costs in 2017-2021. Households that spent more than 30% of their income on housing costs (rent, mortgage, utilities, etc.) are considered housing cost burdened by the Department of Housing and Urban Development. Homeowners with a mortgage were twice as likely to be cost burdened (30%) as those without a mortgage (15%). The percentage is considerably higher for renters, 51% of them are housing cost burdened.

The story is not that much different in Klamath and Lake counties. About one in three households are housing cost burdened.

Lake County



Jake Procino, Workforce Analyst/Economist
for the East Cascades
Jake.D.Procino@employ.oregon.gov
541-306-1645

Twitter: twitter.com/OED_Research
Website: qualityinfo.org