

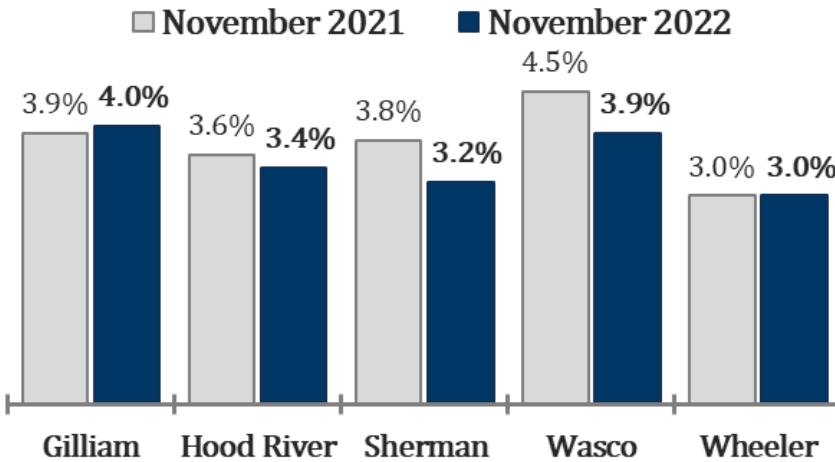


Columbia Gorge Economic Indicators

(November 2022 data)

December 2022 Edition

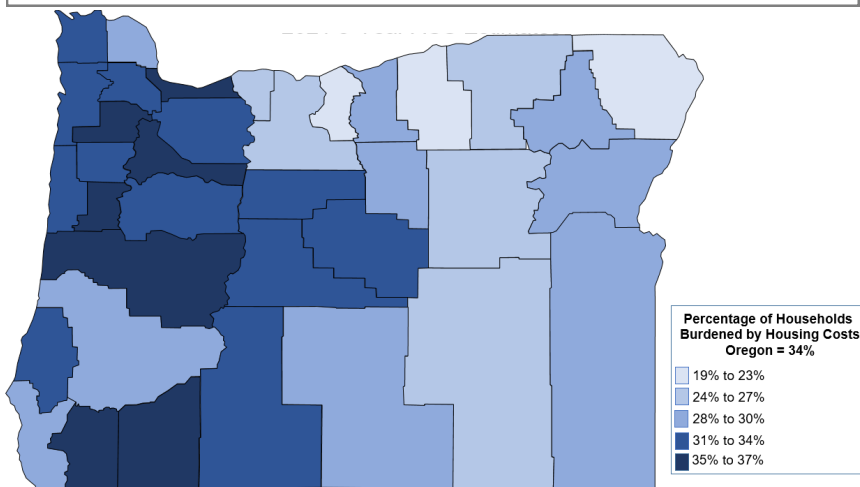
Local Area Unemployment Rates (Seasonally adjusted)



Graph of the Month

Homeowners and Renters Burdened by Housing Costs

Source: Census, 2021 5-Year American Community Survey Estimates

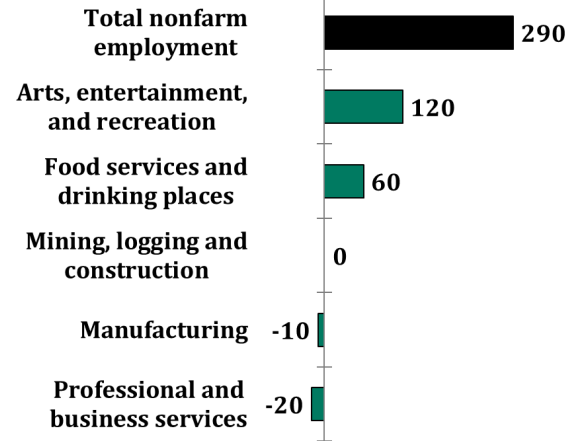


More than one out of every three (550,000) Oregon homeowners and renters were burdened by housing costs in 2017-2021. Households that spent more than 30% of their income on housing costs (rent, mortgage, utilities, etc.) are considered housing cost burdened by the Department of Housing and Urban Development. Homeowners with a mortgage were twice as likely to be cost burdened (30%) as those without a mortgage (15%). The percentage is considerably higher for renters, 51% of them are housing cost burdened.

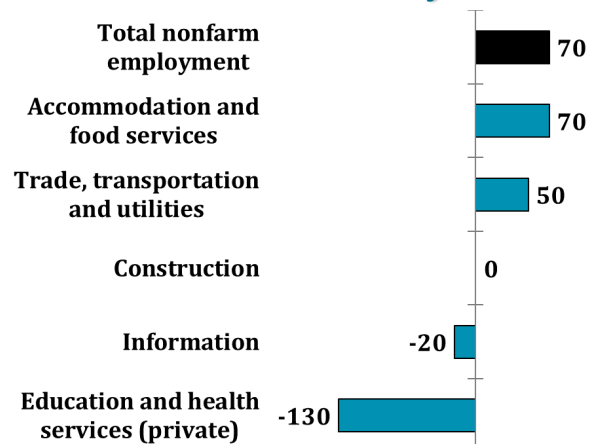
Households in the Columbia Gorge are generally less likely to be burdened by housing costs than Oregon at large. Still, roughly one out of every four households are housing cost burdened.

Select Industry Gains and Losses (Over-the-year net employment change)

Hood River County



Wasco County



Notable Over-the-Year Changes

Gilliam

Total nonfarm employment (-90)
Professional and business services (+5)
Trade, transportation, and utilities (-20)

Sherman

Total nonfarm employment (+45)
Trade, transportation and utilities (+35)
Government (+5)

Wheeler

Total nonfarm employment (+10)
Leisure and hospitality (+10)
Government (+5)

Want to join the distribution list?

Jake Procino Jake.D.Procino@employ.oregon.gov