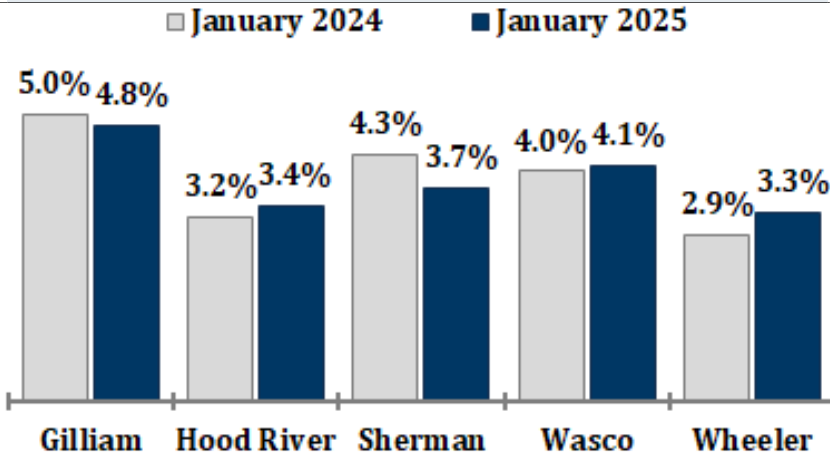




Columbia Gorge Economic Indicators

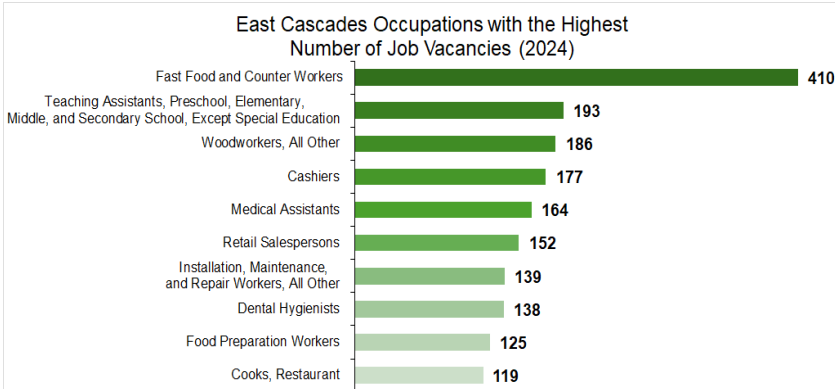
January 2025 Data

Local Area Unemployment Rates (Seasonally adjusted)



Graph of the Month (East Cascades) Occupations with the Highest Number of Job Vacancies

Source: Oregon Employment Department, Job Vacancy Survey 2024



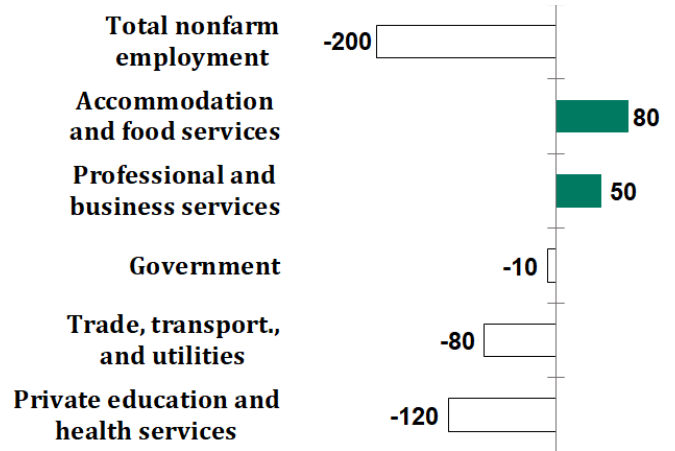
In the East Cascades, there were a reported 5,941 job vacancies at any given time in 2024. The number of vacancies has declined for a third year in a row, and is in line with pre-pandemic trends in the East Cascades.

The industries representing the most vacancies are health care and social assistance, leisure and hospitality, and manufacturing. Over half (73%) of vacancies required no education beyond high school, however, the average hourly wage increased with higher education requirements. Half (53%) of the vacancies required previous experience. The average wage for all vacancies in the East Cascades was \$22.68.

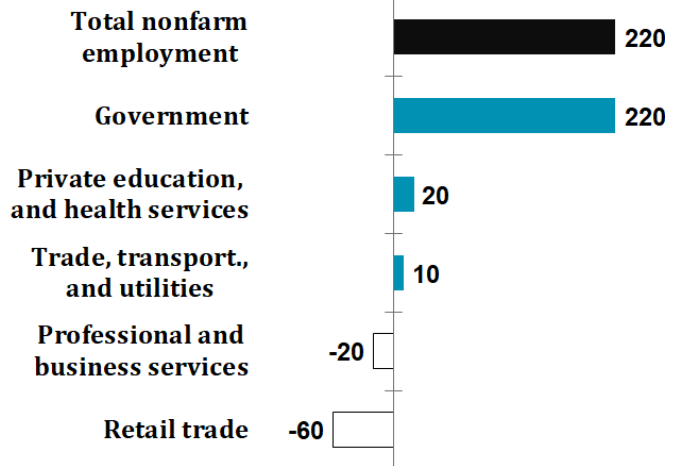
To learn more about regional and statewide job vacancies, you can visit our Job Vacancy Survey section of the publication page of QualityInfo.org, or read this [article on Oregon job vacancies](#).

Select Industry Gains and Losses (Over-the-year net employment change)

Hood River County



Wasco County



Notable Over-the-Year Changes

Gilliam

Total nonfarm employment (+180)
Trade, transport, and utilities (-10)
Professional and business services (-5)

Sherman

Total nonfarm employment (+5)
Trade, transport, and utilities (-30)
Government (+20)

Wheeler

Total nonfarm employment (+30)
Leisure and hospitality (+10)
Local government (+5)