

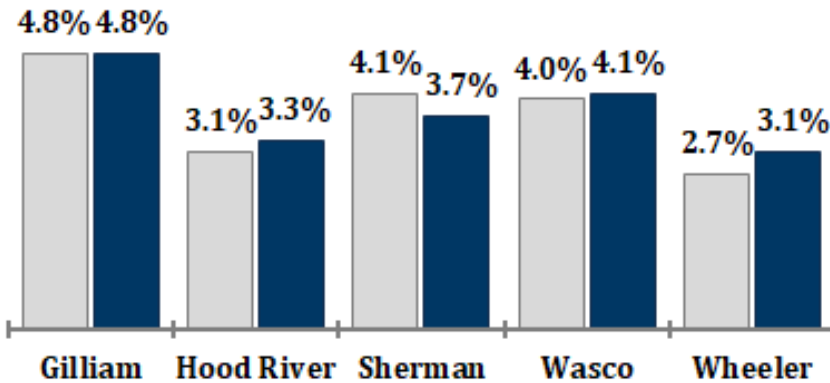


Columbia Gorge Economic Indicators

December 2024 Data

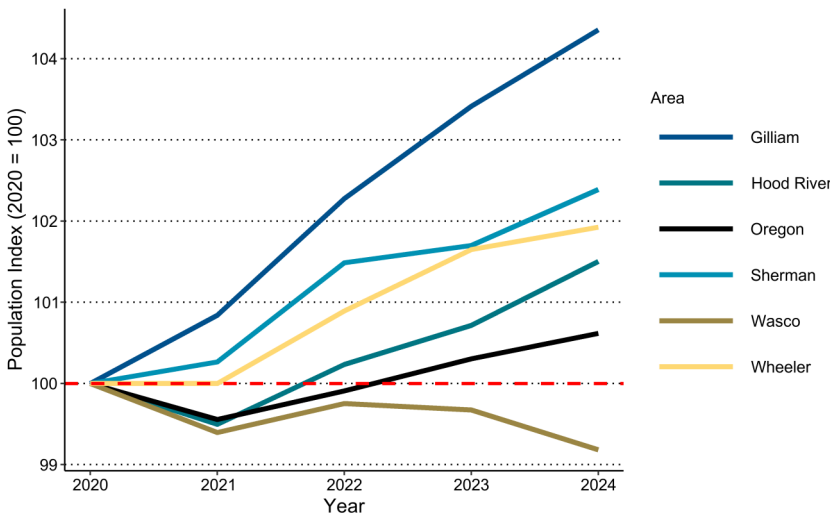
Local Area Unemployment Rates (Seasonally adjusted)

December 2023 December 2024



Graph of the Month (Columbia Gorge) Population Growth, 2020-2024

Source: Portland State University Population Research Center, OED



Portland State University has recently released their most updated version of population estimates for the state of Oregon, its counties, and incorporated cities. I've normalized the data, which will allow us to compare across regions with vastly different population numbers.

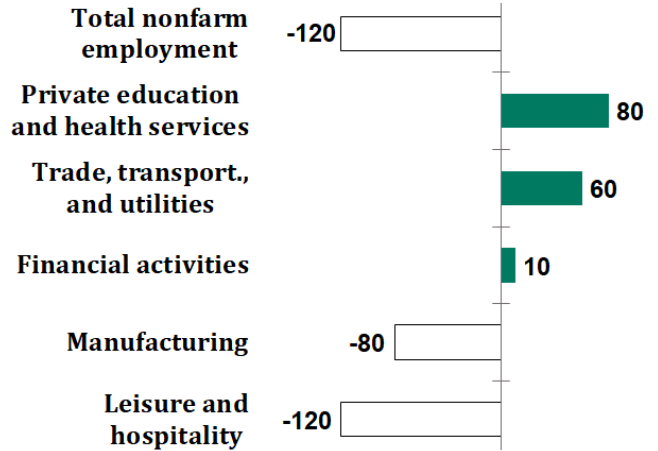
In the Columbia Gorge, Gilliam County grew the fastest since 2020, growing by 4.4% (88 residents). This was the third fastest growth in the state. The total population is now 2,108.

Sherman County grew by 2.4% (45); their total population is now 1,927. Wheeler County grew by 1.9% (28), totaling 1,483. Hood River County grew by 1.5% (361), bringing the total to 24,357. Wasco County had negative growth since 2020. Their population declined by 0.8% (-218), bringing their total to 26,444 residents.

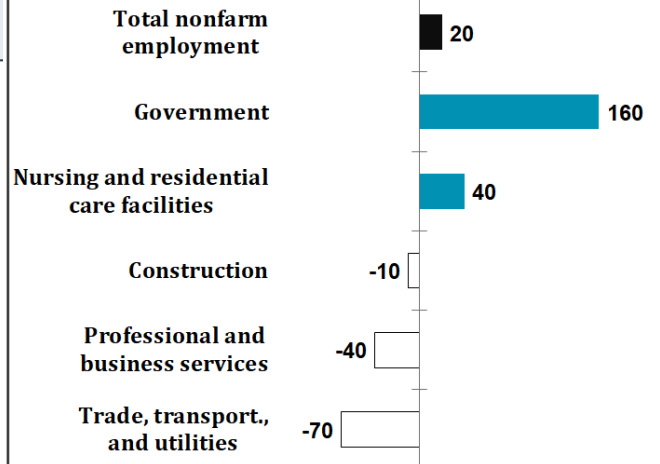
Oregon grew by 0.6% (26,211 residents), which brings the total to 4,263,385.

Select Industry Gains and Losses (Over-the-year net employment change)

Hood River County



Wasco County



Notable Over-the-Year Changes

Gilliam

Total nonfarm employment (+70)
Leisure and hospitality (+5)
Government (-10)

Sherman

Total nonfarm employment (+15)
Government (+25)
Leisure and hospitality (-10)

Wheeler

Total nonfarm employment (+20)
State government (+5)
Local government (+5)

Want to join the distribution list? Contact:
Andrew Grimoldby, Andrew.J.Grimoldby@employ.oregon.gov