



Columbia Gorge Economic Indicators

November 2024 Data

Local Area Unemployment Rates (Seasonally adjusted)

■ November 2023 ■ November 2024

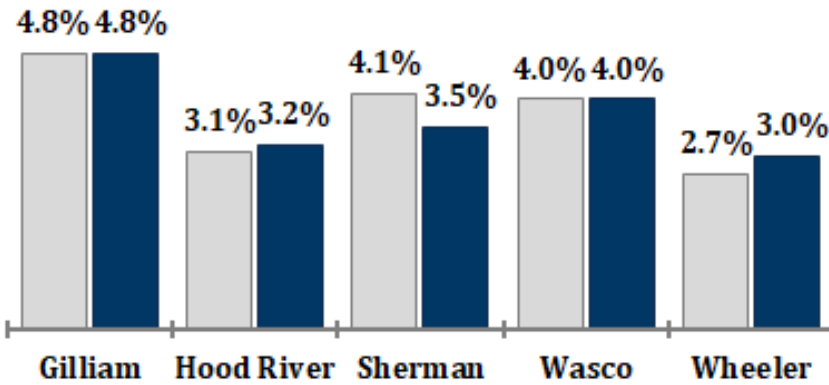


Table of the Month (Columbia Gorge) Fastest Growing Occupations, 2023-2033

Source: Oregon Employment Department

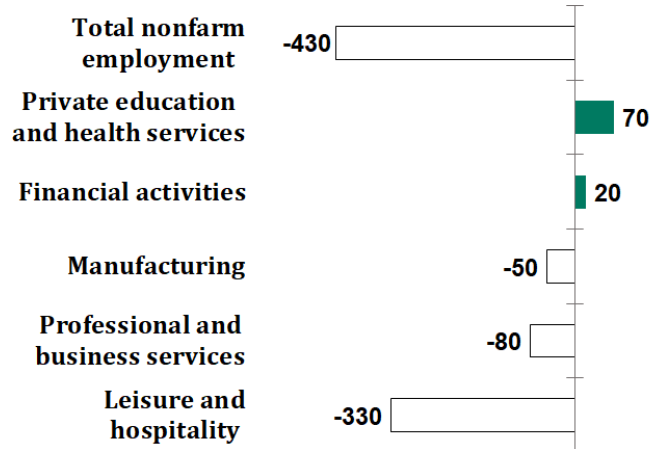
| Fastest Growing Occupations by Projected Percent Change (2023-2033) | |
|--|----------------|
| Occupation Title | Percent Change |
| Nurse Practitioners | 70.6% |
| Physician Assistants | 41.7% |
| Information Security Analysts | 41.7% |
| Wind Turbine Service Technicians | 40.5% |
| Medical and Health Services Managers | 33.3% |
| Software Developers | 32.3% |
| Medical Assistants | 23.9% |
| Operations Research Analysts | 23.8% |
| Market Research Analysts and Marketing Specialists | 23.2% |
| Exercise Trainers and Group Fitness Instructors | 21.7% |

The Oregon Employment Department (OED) recently released the industry and occupational employment projections for 2023-2033. The data includes occupational titles, 2023 employment, 2033 projected employment, the percent change, the total change, replacement openings, and total openings. It also includes both the typical entry-level education and what education one would need to be considered competitive.

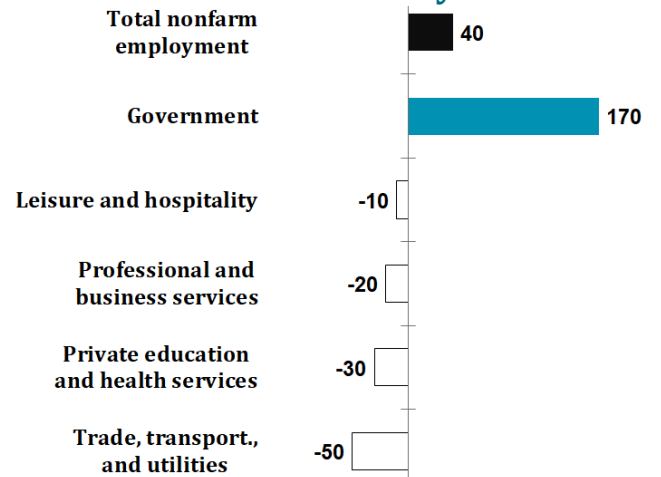
Over the next 10 years, OED expects nurse practitioner employment in the Columbia Gorge to grow 70.6%. This is the fastest-growing occupation by 28.9%, ahead of physician assistants. Nurse practitioners are expected to add 24 jobs over the next 10 years and have 19 replacement openings. However, nurse practitioner employment is not the greatest employment change; fast food and counter workers are expected to add 76 jobs and are expected to have 2,267 replacement openings.

Select Industry Gains and Losses (Over-the-year net employment change)

Hood River County



Wasco County



Notable Over-the-Year Changes

Gilliam

Total nonfarm employment (0)

Government (-5)

Trade, transportation, and utilities (-5)

Sherman

Total nonfarm employment (+30)

Trade, transportation, and utilities (+20)

Government (+20)

Wheeler

Total nonfarm employment (+20)

Trade, transportation, and utilities (+10)

State government (-5)

Want to join the distribution list? Contact:

Andrew Grimoldby, Andrew.J.Grimoldby@employ.oregon.gov