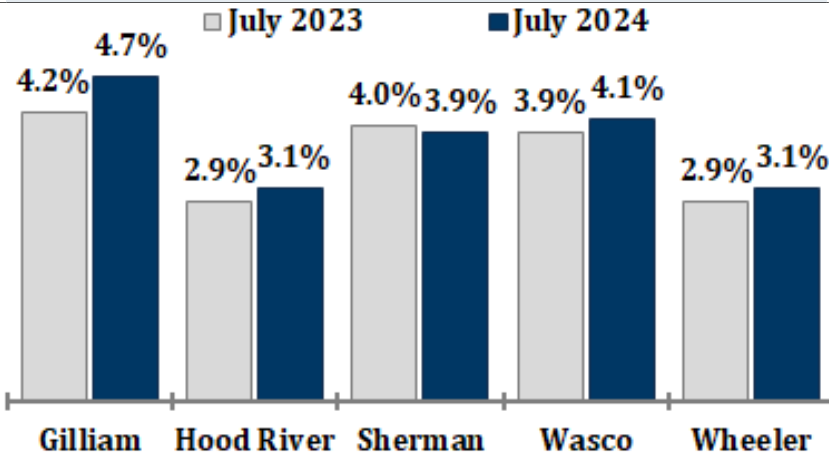




# Columbia Gorge Economic Indicators

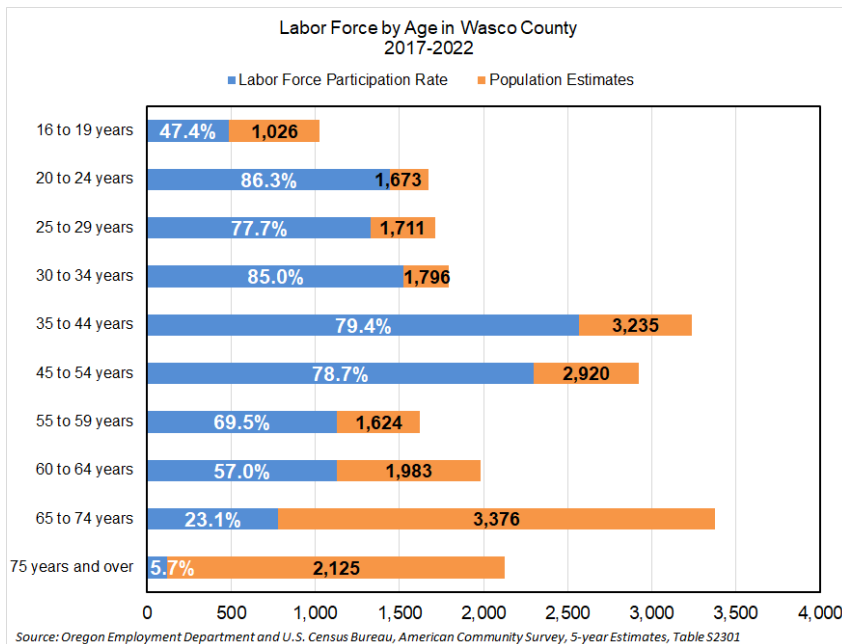
## July 2024 Data

### Local Area Unemployment Rates (Seasonally adjusted)



### Graph of the Month (Wasco County) Labor Force by Age

Source: Oregon Employment Department, U.S. Census Bureau, ACS 5-year Estimates, Table S2301



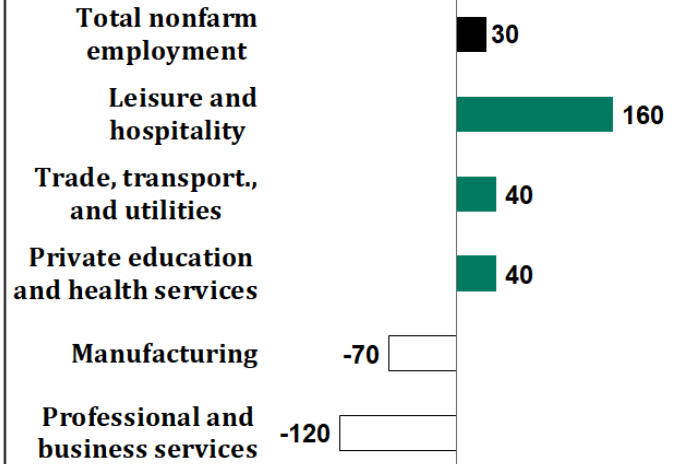
Using data from the United States Census Bureau's American Community Survey, we can obtain information on the labor force by age group in Wasco County.

The prime working age is defined as individuals between the ages of 25 and 54. In Wasco County, prime-working-age individuals make up just over 60% of the labor force. For the United States, this number is 63.4%.

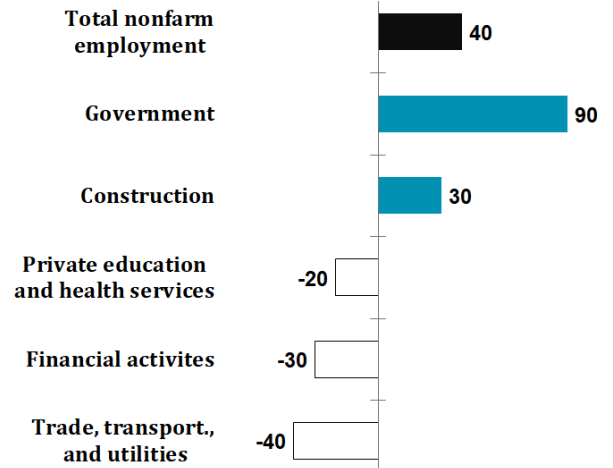
Since 35 to 44 year olds make up the second biggest portion of the population behind 65 to 74 year olds, it's not surprising to hear that they make up the largest portion of the labor force with 2,569 participants.

### Select Industry Gains and Losses (Over-the-year net employment change)

#### Hood River County



#### Wasco County



### Notable Over-the-Year Changes

#### Gilliam

**Total nonfarm employment (-55)**  
Trade, transportation, and utilities (-30)  
Government (-5)

#### Sherman

**Total nonfarm employment (+20)**  
Trade, transportation, and utilities (+45)  
Local government (+10)

#### Wheeler

**Total nonfarm employment (-10)**  
Trade, transportation, and utilities (+5)  
Government (-5)

Want to join the distribution list? Contact:  
Andrew Grimoldby, Andrew.J.Grimoldby@employ.oregon.gov