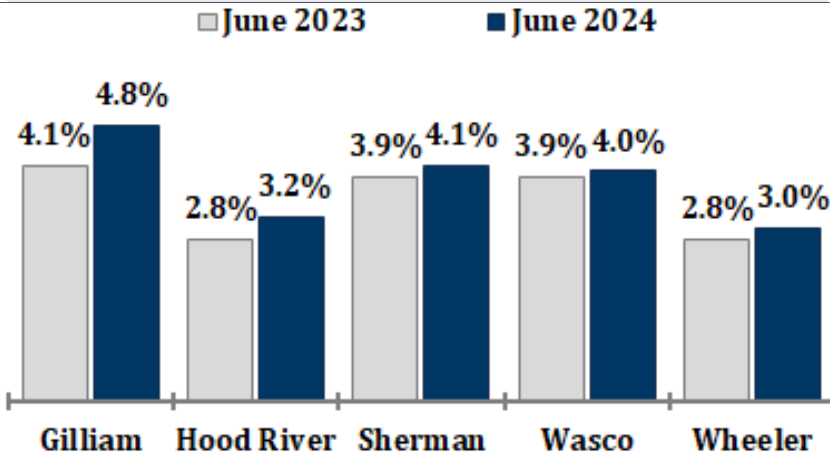




Columbia Gorge Economic Indicators

June 2024 Data

Local Area Unemployment Rates (Seasonally adjusted)



Graph of the Month (Columbia Gorge)

The Highest and Lowest Paid Occupation Groups by Median Wage

Source: Oregon Employment Department, 2024 Oregon Wage Information

The Five Highest Paid Occupation Groups by Median Wage (2024)

Occupation Title	Median Hourly Wage
Healthcare Practitioners and Technical Occupations	\$49.39
Computer and Mathematical Occupations	\$46.96
Management Occupations	\$44.36
Architecture and Engineering Occupations	\$42.67
Legal Occupations	\$32.73

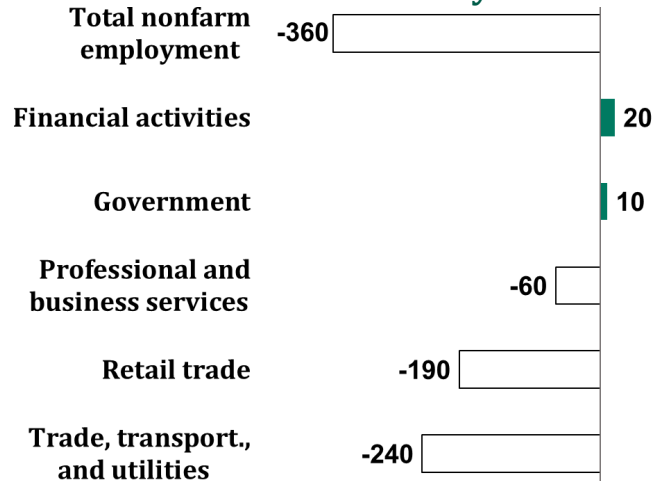
The Five Lowest Paid Occupation Groups by Median Wage (2024)

Occupation Title	Median Hourly Wage
Food Preparation and Serving Related Occupations	\$15.38
Building and Grounds Cleaning and Maintenance Occupations	\$16.87
Personal Care and Service Occupations	\$17.34
Sales and Related Occupations	\$17.71
Healthcare Support Occupations	\$18.18

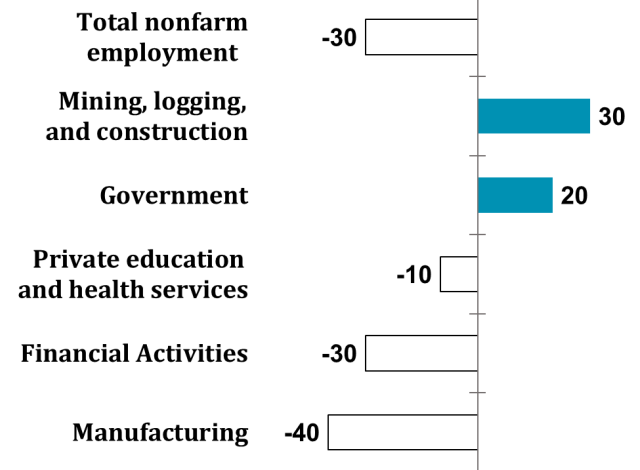
As of this year, the median wage for all occupations in the Columbia Gorge is \$22.39. This means that half of all jobs in Central Oregon pay more than \$22.39, and half pay less than that. The top five paying occupations by median wage have mostly remained the same, with healthcare practitioners and technical occupations still having the highest median hourly wage (\$49.39), followed by computer and mathematical occupations (\$47.53), which replaced business and financial operations in the top five. On the opposite end of the spectrum are the lowest paying occupation groups. Food preparation and serving related occupations are the lowest (\$15.38) among Columbia Gorge occupations, followed by building and grounds cleaning and maintenance occupations (\$16.87), and personal care and service occupations (\$17.34).

Select Industry Gains and Losses (Over-the-year net employment change)

Hood River County



Wasco County



Notable Over-the-Year Changes

Gilliam

Total nonfarm employment (-60)

Trade, transportation, and utilities (-25)
Government (+10)

Sherman

Total nonfarm employment (+25)

Trade, transportation, and utilities (+15)
Local government (+10)

Wheeler

Total nonfarm employment (-5)

Government (-5)
Trade, transportation, and utilities (+10)

Want to join the distribution list? Contact:

Andrew Grimoldby, Andrew.J.Grimoldby@employ.oregon.gov