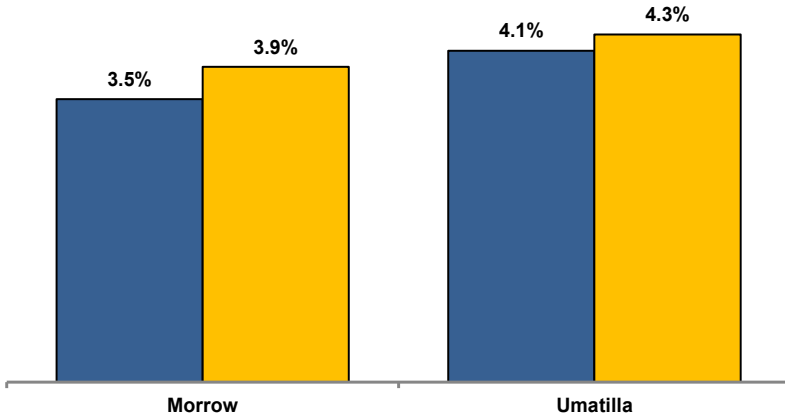


Unemployment Rates (Seasonally Adjusted)

■ January 2024 ■ January 2025



Unemployment Rate News

Morrow County's seasonally adjusted unemployment rate for January 2025 was 3.9%, while Umatilla County came in at 4.3%. Both counties' rates were below Oregon's statewide rate of 4.4% and Morrow County's was also below the national rate of 4.0%.

Both counties' rates were above their January 2024 rates.

Umatilla County's January 2025 rate was its third lowest January rate since comparable statistics began in 1990. Umatilla County had lower January rates in 2024 and 2022, which tied for the lowest, and 2020. Morrow County's January 2025 rate tied for its fourth lowest January rate, behind the January rates in 2024, 2023, and 2022.

Nonfarm Employment Change


January 2024 to January 2025

Morrow County lost an estimated 120 jobs over the year. The private sector increased by 80 jobs. Professional and business services, private education and health services, and construction saw the largest gains. Losses were led by transportation, warehousing, and utilities. The public sector dropped 200 jobs with losses in local government and federal government overwhelming a small gain in state government.

Umatilla County employment increased by an estimated 10 jobs over the year. The private sector increased by 80 jobs. Professional and business services; private education and health services; and transportation, warehousing, and utilities led gains. Losses were led by manufacturing and retail trade. The public sector dropped 70 jobs with losses in local education and Indian tribal overcoming gains in federal government and state government while other local government went unchanged.

Notable Industry Gains and Losses

Over-the-Year Employment Change from January 2024

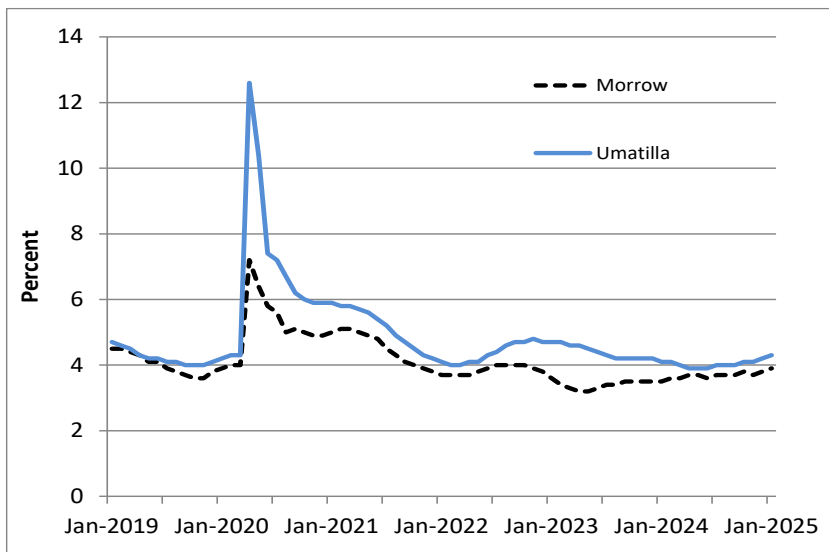


Morrow

Umatilla

Professional/Business Services (+40)	Professional/Business Services (+120)
Private Education/Health Services (+30)	Private Education/Health Services (+110)
Construction (+30)	Transportation/Warehousing/Utilities (+100)
Retail Trade (+10)	Wholesale Trade (+60)
Manufacturing (+10)	Information (+40)
State Government (+10)	State Government (+40)
Local Government (-200)	Manufacturing (-210)
Transportation/Warehousing/Utilities (-50)	Retail Trade (-110)
Financial Activities (-10)	Local Education (-110)
Wholesale Trade (-10)	Other Services (-30)
	Financial Activities (-20)

Unemployment rates rise but remain comparatively low



Want to learn more about the Oregon economy?

Follow us on X at: x.com/OED_Research

Visit our web site at: QualityInfo.org

Visit our subscription service at: qualityinfo.org/subscribe

For more economic or labor market data about Morrow or Umatilla counties, contact:

Tony Wendel, Workforce Economist

Cell: 541-667-7027

E-mail: Tony.A.Wendel@employ.oregon.gov

Want to be added to the monthly distribution list?

E-mail me at: Tony.A.Wendel@employ.oregon.gov