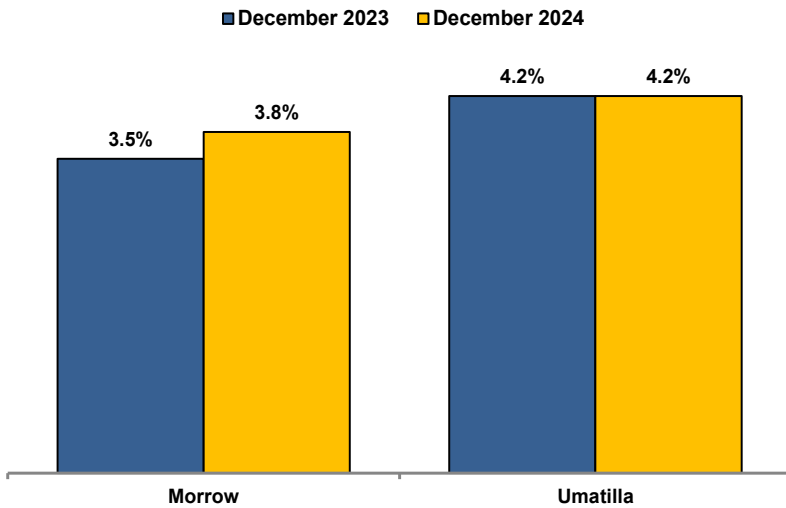


**Unemployment Rates (Seasonally Adjusted)**



**Unemployment Rate News**

Morrow County's seasonally adjusted unemployment rate for December 2024 was 3.8%, while Umatilla County came in at 4.2%. Morrow County's rate was below Oregon's statewide rate and the national rate, both at 4.1%.

Morrow County's rate ranked in a three-way tie for fifth lowest among Oregon's 36 counties for the month while Umatilla County's tied for 18th.

Umatilla County's rate was the same as its December 2023 rate while Morrow County's was up over the year.

Both counties' December 2024 rates tied for their second lowest December rates since comparable statistics began in 1990. Morrow County's only lower December rate came in 2023 and Umatilla County's in 2019.

**Nonfarm Employment Change**


December 2023 to December 2024

Morrow County lost an estimated 180 jobs over the year. The private sector increased by 20 jobs. Private education and health services, and construction saw the largest gains. Losses were led by manufacturing. The public sector dropped 200 jobs with losses in local government and state government, while federal government went unchanged.

Umatilla County employment decreased by an estimated 220 jobs over the year. The private sector decreased by 170 jobs. Losses were led by professional and business services resulting mostly from a non-economic code change (a correction or reclassification in our administrative records). Private education and health services and wholesale trade led gains. The public sector dropped 50 jobs with losses in local education and Indian tribal overcoming gains in other local government, federal government, and state government.

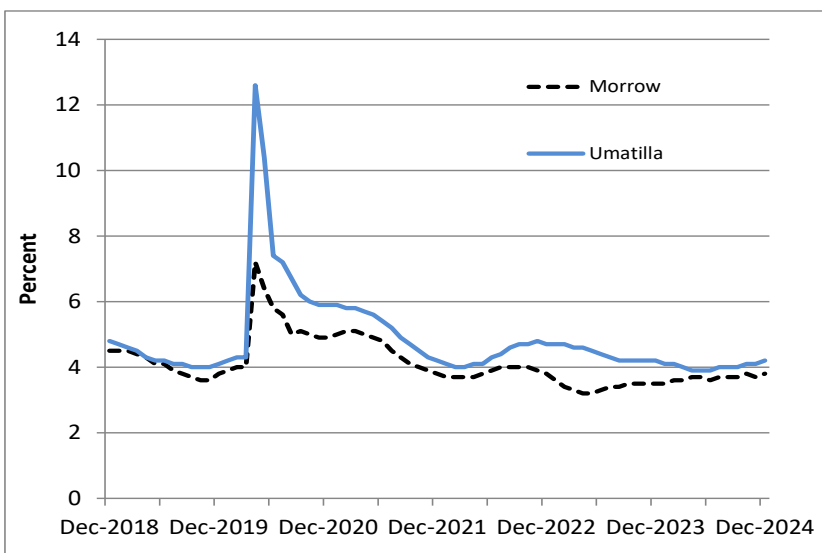
**Notable Industry Gains and Losses**

Over-the-Year Employment Change from December 2023



<u>Morrow</u>	<u>Umatilla</u>
Private Education/Health Services (+50)	Private Education/Health Services (+230)
Construction (+30)	Wholesale Trade (+70)
Retail Trade (+20)	Other Local Government (+40)
Professional/Business Services (+10)	Other Services (+30)
	Federal Government (+30)
	State Government (+30)
-----	
Local Government (-190)	Professional/Business Services (-280)
Manufacturing (-80)	Local Education (-120)
Leisure/Hospitality (-30)	Mining/Logging/Construction (-90)
Wholesale Trade (-10)	Manufacturing (-80)
	Financial Activities (-50)

**Unemployment rates remain comparatively low**



**Want to learn more about the Oregon economy?**

Follow us on X at: [x.com/OED\\_Research](https://x.com/OED_Research)

Visit our web site at: [QualityInfo.org](https://QualityInfo.org)

Visit our subscription service at: [qualityinfo.org/subscribe](https://qualityinfo.org/subscribe)

**For more economic or labor market data about Morrow or Umatilla counties, contact:**

**Tony Wendel, Workforce Economist**

Cell: 541-667-7027

E-mail: [Tony.A.Wendel@employ.oregon.gov](mailto:Tony.A.Wendel@employ.oregon.gov)

**Want to be added to the monthly distribution list?**

E-mail me at: [Tony.A.Wendel@employ.oregon.gov](mailto:Tony.A.Wendel@employ.oregon.gov)