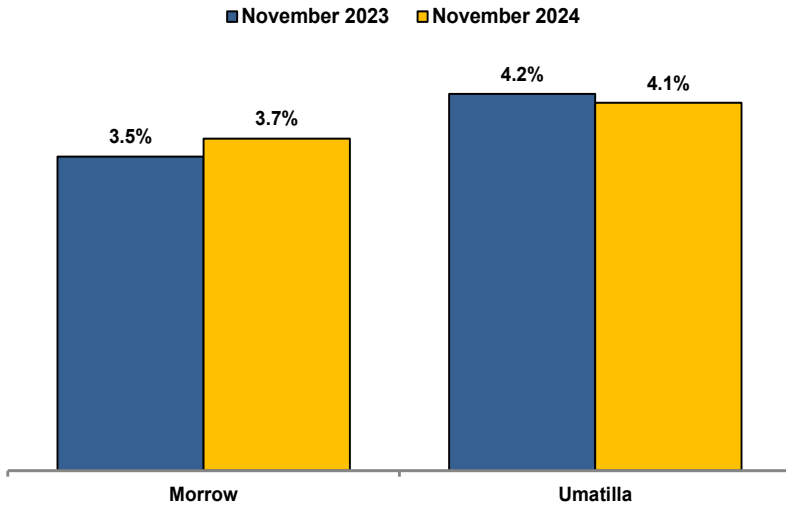


**Unemployment Rates (Seasonally Adjusted)**



**Unemployment Rate News**

Morrow County's seasonally adjusted unemployment rate for November 2024 was 3.7%, while Umatilla County came in at 4.1%. Morrow County's rate was below and Umatilla County's the same as Oregon's statewide rate of 4.1%. Both counties' rates were below the national rate of 4.2%.

Morrow County's rate tied for fifth lowest among Oregon's 36 counties for the month while Umatilla County's ranked in a four-way tie for 15th.

Umatilla County's rate was below its November 2023 rate while Morrow County's was up over the year.

Umatilla County's November 2024 rate was its second lowest November rate since comparable statistics began in 1990, behind only November 2019. Morrow County's only lower November rates came in 2019 and 2023.

**Nonfarm Employment Change**


November 2023 to November 2024

Morrow County lost an estimated 90 jobs over the year. The private sector increased by 140 jobs. Construction, and private education and health services saw the largest gains. Losses were led by leisure and hospitality. The public sector dropped 230 jobs with losses in local government, state government, and federal government.

Umatilla County employment decreased by an estimated 30 jobs over the year. The private sector decreased by 80 jobs. Losses were led by professional and business services resulting mostly from a non-economic code change (a correction or reclassification in our administrative records). Private education and health services and wholesale trade led gains. The public sector added 50 jobs with gains in other local government, federal government, and state government overcoming losses in local education and Indian tribal.

**Notable Industry Gains and Losses**

Over-the-Year Employment Change from November 2023



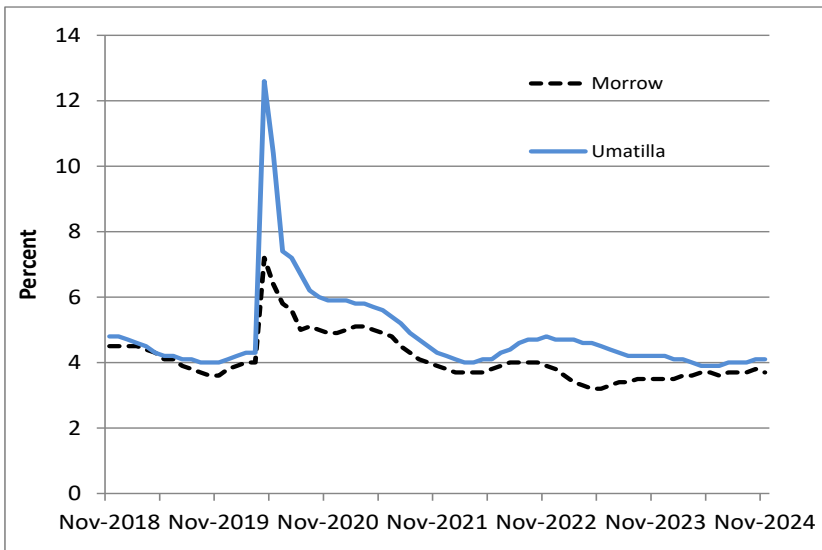
**Morrow**

- Construction (+50)
- Private Education/Health Services (+50)
- Professional/Business Services (+30)
- Retail Trade (+20)
- Local Government (-210)
- Leisure/Hospitality (-30)
- Manufacturing (-10)
- Wholesale Trade (-10)

**Umatilla**

- Private Education/Health Services (+230)
- Wholesale Trade (+70)
- Other Local Government (+70)
- Information (+40)
- Transportation/Warehousing/Utilities (+40)
- Leisure/Hospitality (+40)
- Professional/Business Services (-360)
- Retail Trade (-70)
- Local Education (-70)
- Financial Activities (-40)
- Manufacturing (-40)

**Unemployment rates remain comparatively low**



**Want to learn more about the Oregon economy?**

Follow us on X at: [x.com/OED\\_Research](https://x.com/OED_Research)

Visit our web site at: [QualityInfo.org](https://QualityInfo.org)

Visit our subscription service at: [qualityinfo.org/subscribe](https://qualityinfo.org/subscribe)

**For more economic or labor market data about Morrow or Umatilla counties, contact:**

**Tony Wendel, Workforce Economist**

Cell: 541-667-7027

E-mail: [Tony.A.Wendel@employ.oregon.gov](mailto:Tony.A.Wendel@employ.oregon.gov)

**Want to be added to the monthly distribution list?**

E-mail me at: [Tony.A.Wendel@employ.oregon.gov](mailto:Tony.A.Wendel@employ.oregon.gov)