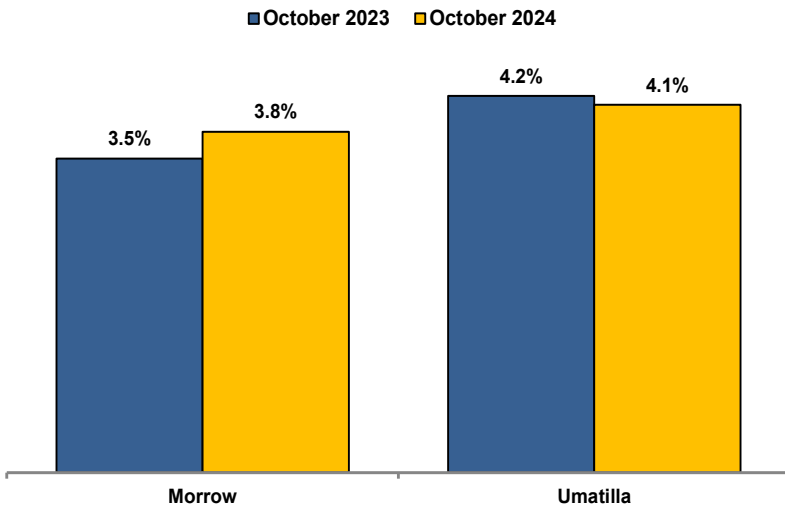


**Unemployment Rates (Seasonally Adjusted)**



**Unemployment Rate News**

Morrow County's seasonally adjusted unemployment rate for October 2024 was 3.8%, while Umatilla County came in at 4.1%. Morrow County's rate was below Oregon's statewide rate of 4.0% and the national rate of 4.1%.

Morrow County's rate tied for eighth lowest among Oregon's 36 counties for the month while Umatilla County's tied for 16th.

Umatilla County's rate was below its October 2023 rate while Morrow County's was up over the year.


Umatilla County's October 2024 rate was its second lowest October rate since comparable statistics began in 1990, behind only October 2019. Morrow County's only lower October rates came in 2019 and 2023. Over the same period, Umatilla County's rate tied for its third lowest rate for any month.

**Nonfarm Employment Change**  
October 2023 to October 2024

Morrow County lost an estimated 110 jobs over the year. The private sector increased by 110 jobs. Construction saw the largest gains followed by private education and health services. Losses were led by leisure and hospitality. The public sector dropped 220 jobs with losses in local government and federal government while state government went unchanged.

Umatilla County employment decreased by an estimated 90 jobs over the year. The private sector decreased by 110 jobs. Losses were led by professional and business services resulting mostly from a non-economic code change (a correction or reclassification in our administrative records). Private education and health services, leisure and hospitality, and wholesale trade led gains. The public sector added 20 jobs with gains in state government, federal government, and other local government overcoming losses in local education and Indian tribal.

**Notable Industry Gains and Losses**  
Over-the-Year Employment Change from October 2023



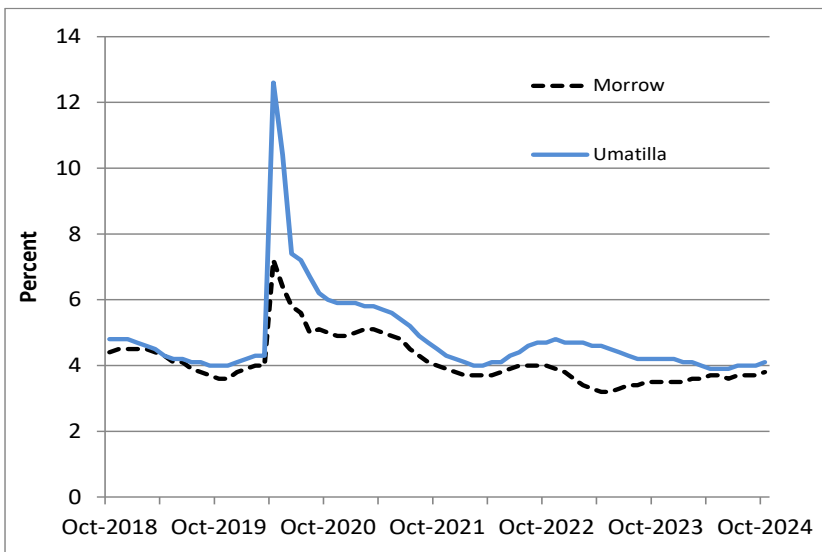
**Morrow**

- Construction (+50)
- Private Education/Health Services (+40)
- Manufacturing (+10)
- Retail Trade (+10)
- Professional/Business Services (+10)
- Local Government (-210)
- Leisure/Hospitality (-40)
- Wholesale Trade (-10)
- Federal Government (-10)

**Umatilla**

- Private Education/Health Services (+230)
- Leisure/Hospitality (+90)
- Wholesale Trade (+70)
- Mining/Logging/Construction (+50)
- Information (+50)
- State Government (+40)
- Professional/Business Services (-520)
- Retail Trade (-50)
- Financial Activities (-50)
- Local Education (-50)
- Manufacturing (-20)

**Unemployment rates remain comparatively low**



**Want to learn more about the Oregon economy?**

Follow us on X at: [x.com/OED\\_Research](https://x.com/OED_Research)

Visit our web site at: [QualityInfo.org](https://QualityInfo.org)

Visit our subscription service at: [qualityinfo.org/subscribe](https://qualityinfo.org/subscribe)

**For more economic or labor market data about Morrow or Umatilla counties, contact:**

**Tony Wendel, Workforce Economist**

Cell: 541-667-7027

E-mail: [Tony.A.Wendel@employ.oregon.gov](mailto:Tony.A.Wendel@employ.oregon.gov)

**Want to be added to the monthly distribution list?**

E-mail me at: [Tony.A.Wendel@employ.oregon.gov](mailto:Tony.A.Wendel@employ.oregon.gov)