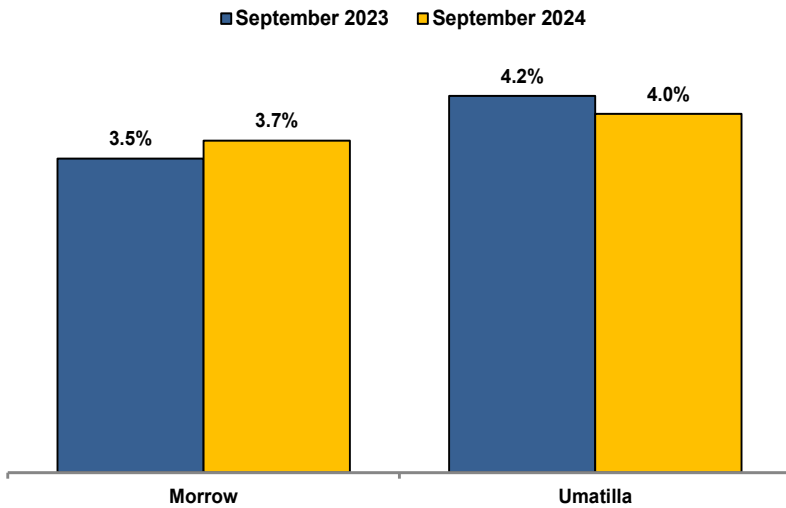


**Unemployment Rates (Seasonally Adjusted)**



**Unemployment Rate News**

Morrow County's seasonally adjusted unemployment rate for September 2024 was 3.7%, while Umatilla County came in at 4.0%. Both counties' rates were below or equal to Oregon's statewide rate of 4.0% and below the national rate of 4.1%.

Morrow County's rate ranked in a three-way tie for seventh lowest among Oregon's 36 counties for the month while Umatilla County's ranked in a four-way tie for 13th.

Umatilla County's rate was below its September 2023 rate while Morrow County's was up over the year.


Umatilla County's September 2024 rate tied for its lowest September rate since comparable statistics began in 1990. Morrow County's tied for its second lowest September rate behind only September 2023. Over the same period, Umatilla County's rate tied for its second lowest rate for any month.

**Nonfarm Employment Change**  
September 2023 to September 2024

Morrow County lost an estimated 90 jobs over the year. The private sector increased by 170 jobs. Manufacturing saw the largest gains followed by construction and private education and health services. Losses were confined to wholesale trade, retail trade, and leisure and hospitality. The public sector dropped 260 jobs with losses in local government and federal government while state government went unchanged.

Umatilla County employment decreased by an estimated 130 jobs over the year. The private sector decreased by 280 jobs. Gains were led by private education and health services; manufacturing; and mining, logging, and construction. Professional and business services and retail trade led losses. The public sector added 150 jobs with gains in other local government, state government, local education, and federal government overwhelming a loss in Indian tribal.

**Notable Industry Gains and Losses**  
Over-the-Year Employment Change from September 2023



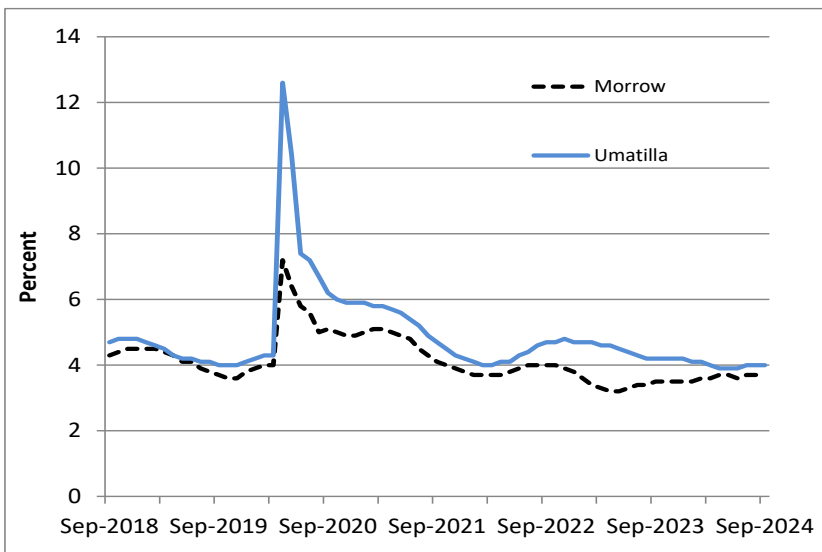
**Morrow**

- Manufacturing (+60)
- Construction (+50)
- Private Education/Health Services (+40)
- Transportation/Warehousing/Utilities (+20)
- Professional/Business Services (+10)
- Local Government (-250)
- Wholesale Trade (-10)
- Retail Trade (-10)
- Leisure/Hospitality (-10)

**Umatilla**

- Private Education/Health Services (+240)
- Manufacturing (+80)
- Other Local Government (+80)
- Mining/Logging/Construction (+70)
- State Government (+50)
- Local Education (+40)
- Professional/Business Services (-620)
- Retail Trade (-90)
- Indian Tribal (-50)
- Leisure/Hospitality (-40)
- Financial Activities (-10)

**Unemployment rates remain near historical lows**



**Want to learn more about the Oregon economy?**

Follow us on X at: [x.com/OED\\_Research](https://x.com/OED_Research)

Visit our web site at: [QualityInfo.org](https://QualityInfo.org)

Visit our subscription service at: [qualityinfo.org/subscribe](https://qualityinfo.org/subscribe)

**For more economic or labor market data about Morrow or Umatilla counties, contact:**

**Tony Wendel, Workforce Economist**

Cell: 541-667-7027

E-mail: [Tony.A.Wendel@employ.oregon.gov](mailto:Tony.A.Wendel@employ.oregon.gov)

**Want to be added to the monthly distribution list?**

E-mail me at: [Tony.A.Wendel@employ.oregon.gov](mailto:Tony.A.Wendel@employ.oregon.gov)