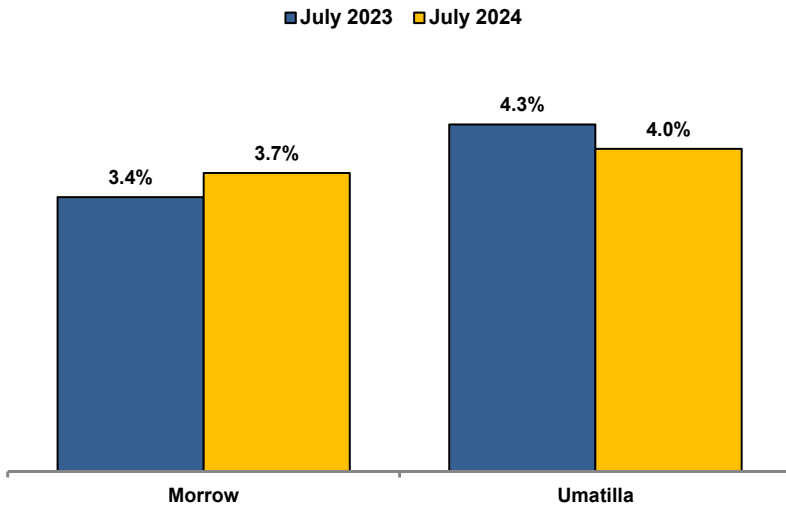


**Unemployment Rates (Seasonally Adjusted)**



**Unemployment Rate News**

Morrow County's seasonally adjusted unemployment rate for July 2024 was 3.7%, while Umatilla County came in at 4.0%. Both counties' rates were below Oregon's statewide rate of 4.1% and the national rate of 4.3%.

Morrow County's rate tied for sixth lowest among Oregon's 36 counties for the month while Umatilla County's ranked in a four-way tie for 12th.

Umatilla County's rate was below its July 2023 rate while Morrow County's was up over the year.


Umatilla County's July 2024 rate was its lowest July rate since comparable statistics began in 1990. Morrow County's was its second lowest July rate behind only July 2023. Over the same period, Umatilla County's rate tied for its second lowest rate for any month.

**Nonfarm Employment Change**  
July 2023 to July 2024

Morrow County gained an estimated 70 jobs over the year. The private sector increased by 160 jobs. Construction saw the largest gains followed by manufacturing and private education and health services. Small losses were spread across several industries. The public sector dropped 90 jobs with losses in local government and federal government while state government went unchanged.

Umatilla County employment decreased by an estimated 310 jobs over the year. The private sector decreased by 500 jobs. Gains were led by private education and health services; mining, logging, and construction; manufacturing; and transportation, warehousing, and utilities. Professional and business services, leisure and hospitality, and retail trade led losses. The public sector added 190 jobs with gains in other local government, local education, federal government, and state government overwhelming a loss in Indian tribal.

**Notable Industry Gains and Losses**  
Over-the-Year Employment Change from July 2023



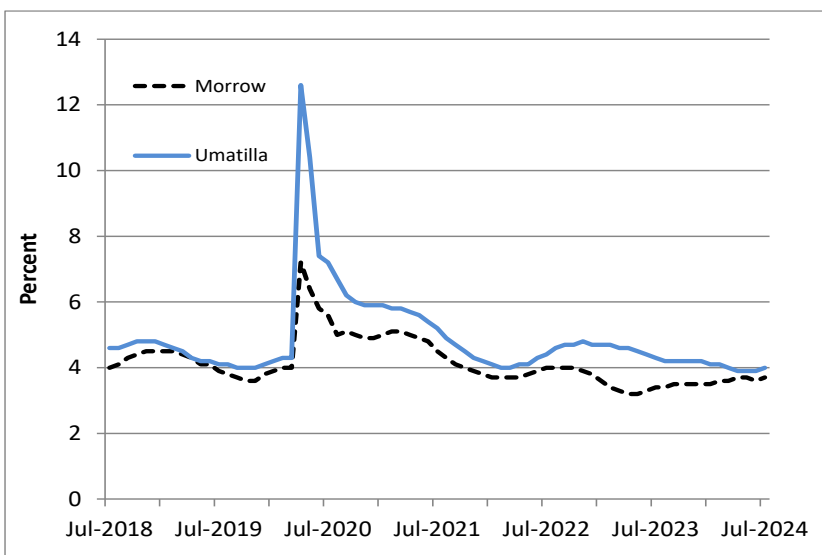
**Morrow**

- Construction (+100)
- Manufacturing (+30)
- Private Education/Health Services (+30)
- Professional/Business Services (+20)
- Local Government (-80)
- Wholesale Trade (-10)
- Financial Activities (-10)
- Leisure/Hospitality (-10)

**Umatilla**

- Private Education/Health Services (+150)
- Mining/Logging/Construction (+110)
- Manufacturing (+90)
- Other Local Government (+90)
- Local Education (+80)
- Transportation/Warehousing/Utilities (+70)
- Professional/Business Services (-650)
- Leisure/Hospitality (-190)
- Retail Trade (-130)
- Indian Tribal (-30)
- Financial Activities (-20)

**Unemployment rates remain near historical lows**



**Want to learn more about the Oregon economy?**

Follow us on Twitter at: [twitter.com/OED\\_Research](https://twitter.com/OED_Research)

Visit our web site at: [QualityInfo.org](https://QualityInfo.org)

Visit our subscription service at: [qualityinfo.org/subscribe](https://qualityinfo.org/subscribe)

**For more economic or labor market data about Morrow or Umatilla counties, contact:**

**Tony Wendel, Workforce Economist**

Cell: 541-667-7027

E-mail: [Tony.A.Wendel@employ.oregon.gov](mailto:Tony.A.Wendel@employ.oregon.gov)

**Want to be added to the monthly distribution list?**

E-mail me at: [Tony.A.Wendel@employ.oregon.gov](mailto:Tony.A.Wendel@employ.oregon.gov)