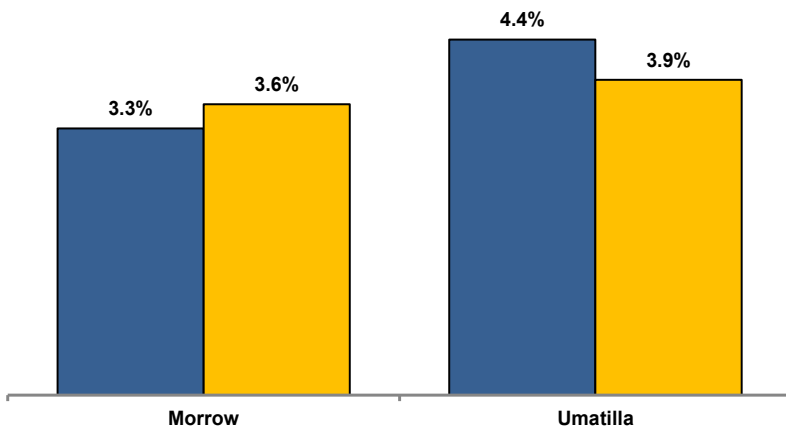


Unemployment Rates (Seasonally Adjusted)

■ June 2023 ■ June 2024



Unemployment Rate News

Morrow County's seasonally adjusted unemployment rate for June 2024 was 3.6%, while Umatilla County came in at 3.9%. Both counties' rates were below Oregon's statewide rate and the national rate, both at 4.1%.

Morrow County's rate tied for fourth lowest among Oregon's 36 counties for the month while Umatilla County's ranked in a five-way tie for eighth.

Umatilla County's rate was below its June 2023 rate while Morrow County's was up over the year.

Umatilla County's June 2024 rate was its lowest June rate since comparable statistics began in 1990. Morrow County's was its second lowest June rate behind only June 2023. Over the same period, Umatilla County's rate tied for its lowest rate for any month.

Nonfarm Employment Change


June 2023 to June 2024

Morrow County gained an estimated 180 jobs over the year. The private sector increased by 210 jobs. Manufacturing and construction saw the largest gains. Professional and business services led losses. The public sector dropped 30 jobs with losses in local government while federal government and state government went unchanged.

Umatilla County employment increased by an estimated 770 jobs over the year. The private sector increased by 690 jobs. Gains were led by professional and business services; manufacturing; private education and health services; mining, logging, and construction; and transportation, warehousing, and utilities. Leisure and hospitality and retail trade led losses. The public sector added 80 jobs with gains in state government, Indian tribal, and federal government overcoming losses in local education and other local government.

Notable Industry Gains and Losses

Over-the-Year Employment Change from June 2023



Morrow

- Manufacturing (+120)
- Construction (+40)
- Wholesale Trade (+10)

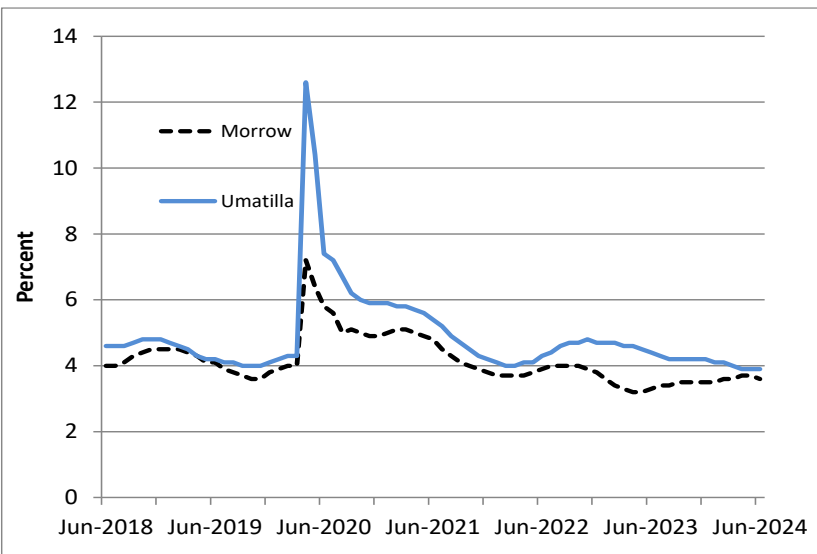
Umatilla

- Professional/Business Services (+220)
- Manufacturing (+160)
- Private Education/Health Services (+150)
- Mining/Logging/Construction (+140)
- Transportation/Warehousing/Utilities (+110)

- Local Government (-30)
- Professional/Business Services (-20)
- Financial Activities (-10)

- State Government (+80)
- Leisure/Hospitality (-80)
- Retail Trade (-60)
- Local Education (-30)
- Other Local Government (-20)

Unemployment rates remain near historical lows



Want to learn more about the Oregon economy?

Follow us on Twitter at: twitter.com/OED_Research

Visit our web site at: QualityInfo.org

Visit our subscription service at: qualityinfo.org/subscribe

For more economic or labor market data about Morrow or Umatilla counties, contact:

Tony Wendel, Workforce Economist

Cell: 541-667-7027

E-mail: Tony.A.Wendel@employ.oregon.gov

Want to be added to the monthly distribution list?

E-mail me at: Tony.A.Wendel@employ.oregon.gov