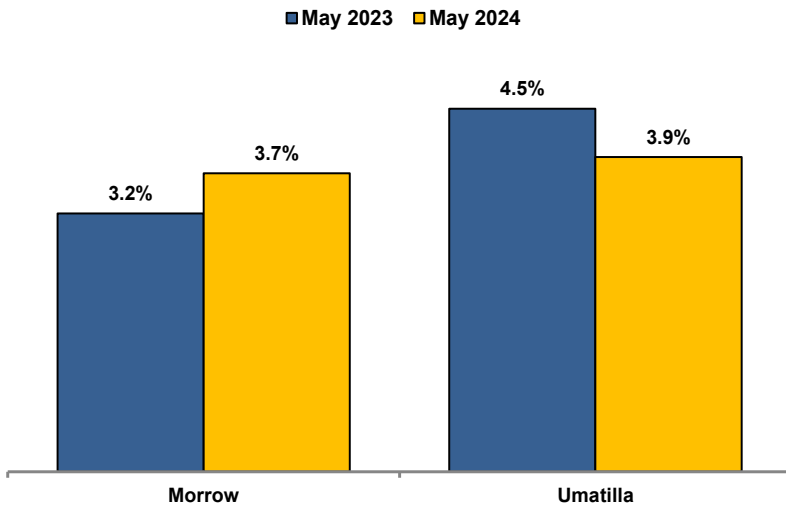


Unemployment Rates (Seasonally Adjusted)



Unemployment Rate News

Morrow County's seasonally adjusted unemployment rate for May 2024 was 3.7%, while Umatilla County came in at 3.9%. Both counties' rates were below Oregon's statewide rate of 4.2% and the national rate of 4.0%.

Morrow County's rate tied for fourth lowest among Oregon's 36 counties for the month while Umatilla County's ranked in a three-way tie for eighth.

Umatilla County's rate was below its May 2023 rate while Morrow County's was up over the year.

Umatilla County's May 2024 rate was its lowest May rate since comparable statistics began in 1990. Morrow County's was its second lowest May rate behind only May 2023. Over the same period, Umatilla County's rate tied for its lowest rate for any month.

Nonfarm Employment Change


May 2023 to May 2024

Morrow County gained an estimated 180 jobs over the year. The private sector increased by 200 jobs. Manufacturing and construction saw the largest gains. Professional and business services led losses. The public sector dropped 20 jobs with losses in state government and local government while federal government went unchanged.

Umatilla County employment increased by an estimated 840 jobs over the year. The private sector increased by 790 jobs. Gains were led by professional and business services; private education and health services; mining, logging, and construction; transportation, warehousing, and utilities; and manufacturing. Retail trade and leisure and hospitality led losses. The public sector added 50 jobs with gains in state government, Indian tribal, and federal government overcoming losses in local education and other local government.

Notable Industry Gains and Losses

Over-the-Year Employment Change from May 2023



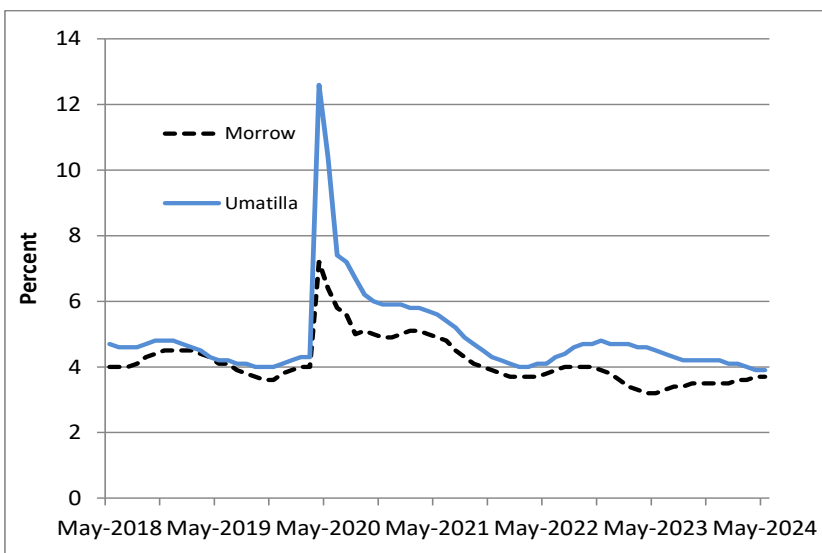
Morrow

- Manufacturing (+130)
- Construction (+40)

Umatilla

- Professional/Business Services (+240)
- Private Education/Health Services (+150)
- Mining/Logging/Construction (+140)
- Transportation/Warehousing/Utilities (+120)
- Manufacturing (+110)
- State Government (+70)
- Professional/Business Services (-20)
- Financial Activities (-10)
- Private Education/Health Services (-10)
- Local Education (-40)
- Retail Trade (-20)
- Leisure/Hospitality (-20)
- Other Services (-10)

Unemployment rates holding steady near record lows



Want to learn more about the Oregon economy?

Follow us on Twitter at: twitter.com/OED_Research

Visit our web site at: QualityInfo.org

Visit our subscription service at: qualityinfo.org/subscribe

For more economic or labor market data about Morrow or Umatilla counties, contact:

Tony Wendel, Regional Economist/Workforce Analyst

Cell: 541-667-7027

E-mail: Tony.A.Wendel@employ.oregon.gov

Want to be added to the monthly distribution list?

E-mail me at: Tony.A.Wendel@employ.oregon.gov