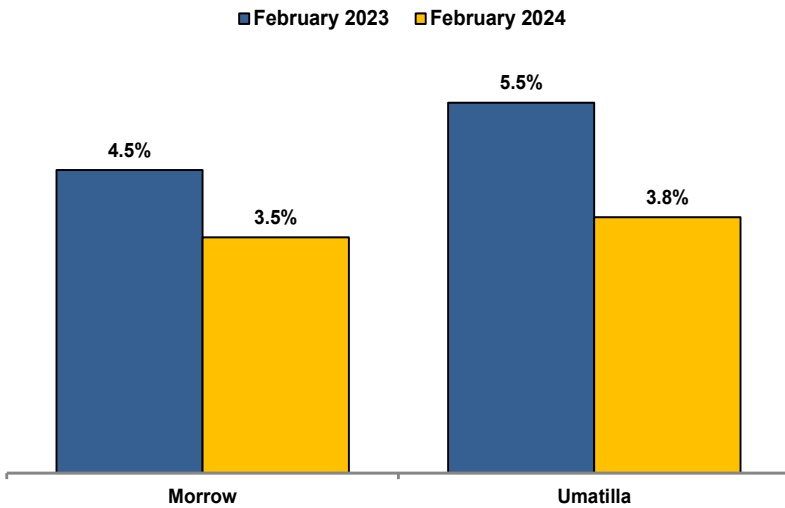


Unemployment Rates (Seasonally Adjusted)



Unemployment Rate News

Morrow County's seasonally adjusted unemployment rate for February 2024 was 3.5%, while Umatilla County came in at 3.8%. Both counties' rates were below Oregon's statewide rate of 4.2% and the national rate of 3.9%.

Morrow County's rate tied for fourth lowest among Oregon's 36 counties for the month while Umatilla County's ranked in a three-way tie for eighth.

Both counties' rates were below their February 2023 rates.

Both counties' February 2024 rates were their lowest February rates since comparable statistics began in 1990. Over the same period, Umatilla County's rate tied for its lowest rate for any month and Morrow County's tied for its third lowest.

Nonfarm Employment Change


February 2023 to February 2024

Morrow County gained an estimated 190 jobs over the year. The private sector increased by 130 jobs. Manufacturing, professional and business services, and construction saw the largest gains. Losses were confined to mining and logging, and private education and health services. The public sector added 60 jobs with a gain in local government while federal government and state government were unchanged.

Umatilla County employment increased by an estimated 740 jobs over the year. The private sector increased by 710 jobs. Gains were led by professional and business services; transportation, warehousing, and utilities; private education and health services; and mining, logging, and construction. Losses were confined to retail trade and other services. The public sector added 30 jobs with gains in Indian tribal, federal government, state government, and other local government overcoming a loss in local education.

Notable Industry Gains and Losses

Over-the-Year Employment Change from February 2023



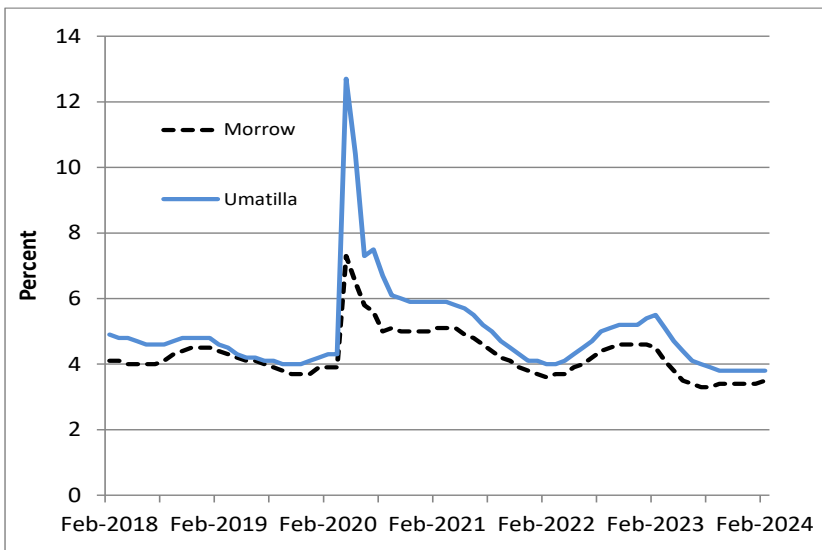
Morrow

- Local Government (+60)
- Manufacturing (+50)
- Professional/Business Services (+30)
- Construction (+20)
- Leisure/Hospitality (+10)
- Transportation/Warehousing/Utilities (+10)
- Mining/Logging (-10)
- Private Education/Health Services (-10)

Umatilla

- Professional/Business Services (+380)
- Transportation/Warehousing/Utilities (+150)
- Private Education/Health Services (+90)
- Mining/Logging/Construction (+70)
- Indian Tribal (+50)
- Wholesale Trade (+40)
- Local Education (-60)
- Retail Trade (-40)
- Other Services (-20)

Unemployment rates holding steady at or near record lows



Want to learn more about the Oregon economy?

Follow us on Twitter at: twitter.com/OED_Research

Visit our web site at: QualityInfo.org

Visit our subscription service at: qualityinfo.org/subscribe

For more economic or labor market data about Morrow or Umatilla counties, contact:

Tony Wendel, Regional Economist/Workforce Analyst

Cell: 541-667-7027

E-mail: Tony.A.Wendel@employ.oregon.gov

Want to be added to the monthly distribution list?

E-mail me at: Tony.A.Wendel@employ.oregon.gov