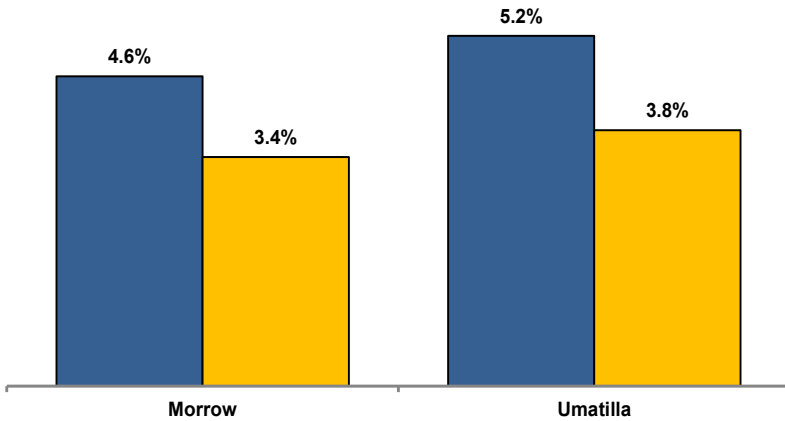


Unemployment Rates (Seasonally Adjusted)

December 2022 December 2023



Unemployment Rate News

Morrow County's seasonally adjusted unemployment rate for December 2023 was 3.4%, while Umatilla County came in at 3.8%. Morrow County's rate was below Oregon's statewide rate and the national rate, both at 3.7%.

Morrow County's rate tied for sixth lowest among Oregon's 36 counties for the month while Umatilla County's tied for 16th.

Both counties' rates were below their December 2022 rates.

Both counties' December 2023 rates were their lowest December rates since comparable statistics began in 1990. Over the same period, Umatilla County's rate tied for its lowest rate for any month and Morrow County's tied for its second lowest.

Nonfarm Employment Change


December 2022 to December 2023

Morrow County gained an estimated 200 jobs over the year. The private sector increased by 150 jobs. Manufacturing, professional and business services, and leisure and hospitality saw the largest gains. Losses were confined to construction. The public sector added 50 jobs with a gain in local government overcoming losses in state government and federal government.

Umatilla County employment increased by an estimated 810 jobs over the year. The private sector increased by 620 jobs. Gains were led by professional and business services; education and health services; mining, logging, and construction; and leisure and hospitality. Losses were led by manufacturing and transportation, warehousing, and utilities. The public sector added 190 jobs with gains in state government, other local government, Indian tribal, and federal government overwhelming a loss in local education.

Notable Industry Gains and Losses

Over-the-Year Employment Change from December 2022



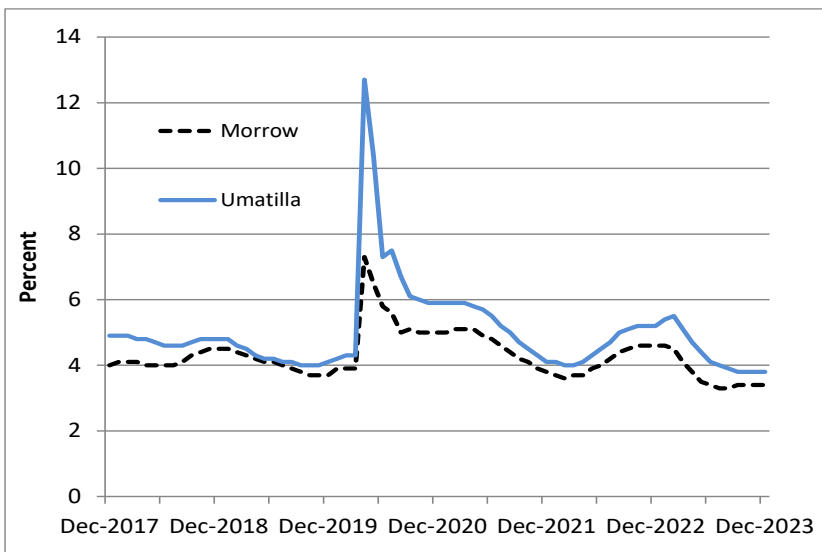
Morrow

Umatilla

Local Government (+70)	Professional/Business Services (+360)
Manufacturing (+50)	Private Education/Health Services (+120)
Professional/Business Services (+40)	Mining/Logging/Construction (+100)
Leisure/Hospitality (+40)	Leisure/Hospitality (+100)
Construction (+30)	State Government (+100)
Financial Activities (+10)	Wholesale Trade (+80)

Construction (-10)	Manufacturing (-160)
Federal Government (-10)	Local Education (-70)
State Government (-10)	Transportation/Warehousing/Utilities (-40)

Unemployment rates at or near record lows since 1990



Want to learn more about the Oregon economy?

Follow us on Twitter at: twitter.com/OED_Research

Visit our web site at: QualityInfo.org

Visit our subscription service at: qualityinfo.org/subscribe

For more economic or labor market data about Morrow or Umatilla counties, contact:

Tony Wendel, Workforce Analyst

Cell: 541-667-7027

E-mail: Tony.A.Wendel@employ.oregon.gov

Dallas Fridley, Regional Economist

Cell: 541-645-0005

E-mail: Dallas.W.Fridley@employ.oregon.gov

Want to be added to the monthly distribution list?

E-mail me at: Tony.A.Wendel@employ.oregon.gov