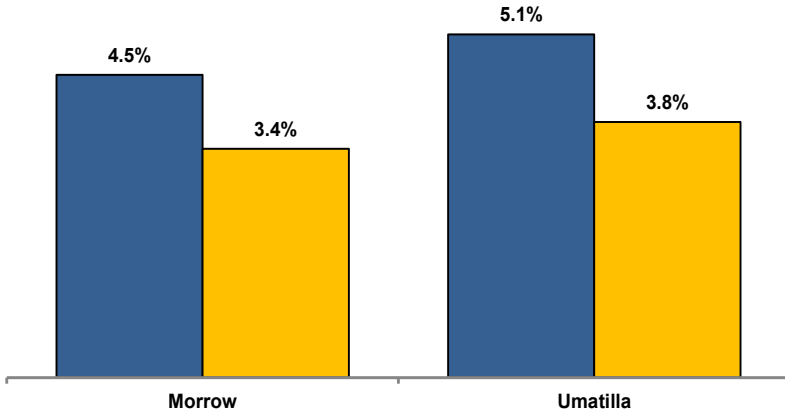


Unemployment Rates (Seasonally Adjusted)

■ September 2022 ■ September 2023



Unemployment Rate News

Morrow County's seasonally adjusted unemployment rate for September 2023 was 3.4%, while Umatilla County came in at 3.8%. Morrow County's rate was below Oregon's statewide rate of 3.5% and the national rate of 3.8%.

Morrow County's rate tied for seventh lowest among Oregon's 36 counties for the month while Umatilla County's ranked in a four-way tie for 18th.

Both counties' rates were below their September 2022 rates.

Both counties' September 2023 rates were their lowest September rates since comparable statistics began in 1990. Over the same period, Umatilla County's rate was also its lowest rate for any month.

Nonfarm Employment Change


September 2022 to September 2023

Morrow County gained an estimated 170 jobs over the year. The private sector increased by 160 jobs. Construction, manufacturing, and leisure and hospitality saw the largest gains. Losses were confined to wholesale trade and financial activities. The public sector added 10 jobs with gains in local government and federal government overcoming a loss in state government.

Umatilla County employment increased by an estimated 890 jobs over the year. The private sector increased by 680 jobs. Gains were led by professional and business services; leisure and hospitality; education and health services; and other services. Losses were led by manufacturing and transportation, warehousing, and utilities. The public sector added 210 jobs with gains in state government, Indian tribal, other local government, and federal government overwhelming a loss in local education.

Notable Industry Gains and Losses

Over-the-Year Employment Change from September 2022



Morrow

- Construction (+30)
- Manufacturing (+30)
- Leisure/Hospitality (+30)
- Retail Trade (+20)
- Local Government (+20)
- Mining/Logging (+10)

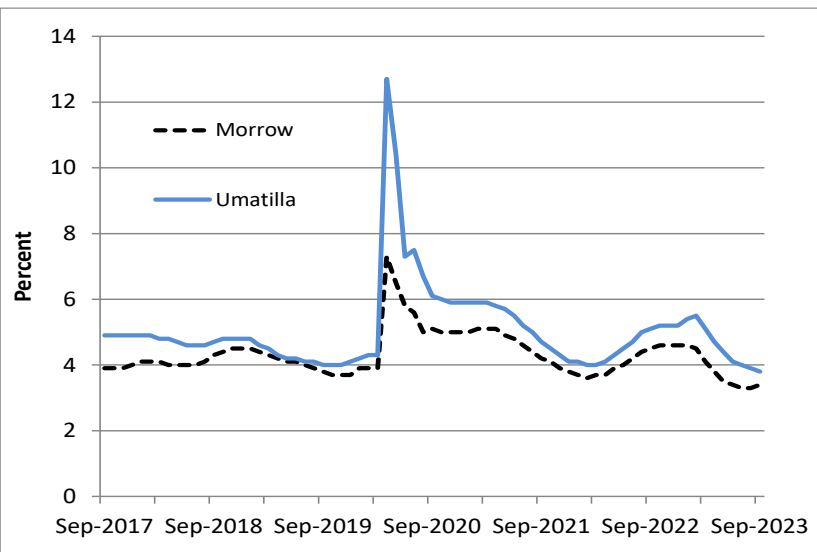
Umatilla

- Professional/Business Services (+430)
- Leisure/Hospitality (+220)
- Private Education/Health Services (+110)
- Other Services (+110)
- State Government (+100)
- Indian tribal (+90)

- State Government (-20)
- Wholesale Trade (-10)
- Financial Activities (-10)

- Manufacturing (-170)
- Transportation/Warehousing/Utilities (-140)
- Retail Trade (-50)

Unemployment rates at or near record lows since 1990



Want to learn more about the Oregon economy?

Follow us on Twitter at: twitter.com/OED_Research

Visit our web site at: QualityInfo.org

Visit our subscription service at: qualityinfo.org/subscribe

For more economic or labor market data about Morrow or Umatilla counties, contact:

Tony Wendel, Workforce Analyst

Cell: 541-667-7027

E-mail: Tony.A.Wendel@employ.oregon.gov

Dallas Fridley, Regional Economist

Cell: 541-645-0005

E-mail: Dallas.W.Fridley@employ.oregon.gov

Want to be added to the monthly distribution list?

E-mail me at: Tony.A.Wendel@employ.oregon.gov