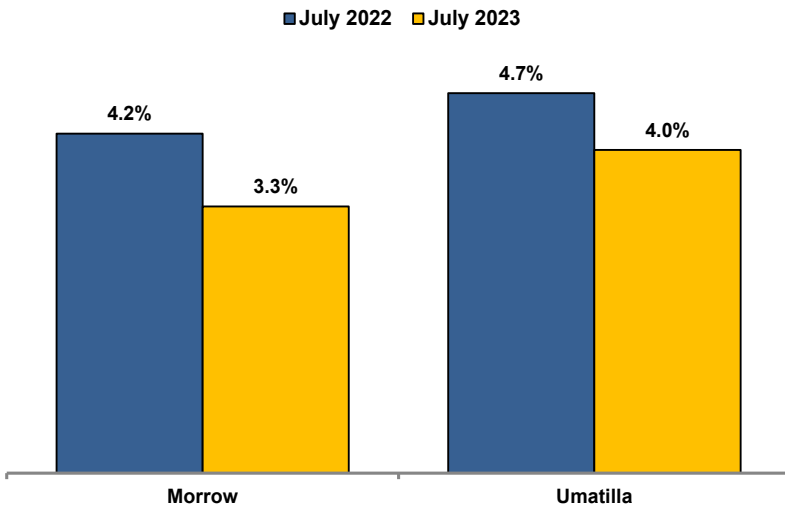


Unemployment Rates (Seasonally Adjusted)



Unemployment Rate News

Morrow County's seasonally adjusted unemployment rate for July 2023 was 3.3%, while Umatilla County came in at 4.0%. Morrow County's rate was below Oregon's statewide rate of 3.4% and the national rate of 3.5%.

Morrow County's rate ranked in a three-way tie for sixth lowest among Oregon's 36 counties for the month while Umatilla County's ranked 22nd.

Both counties' rates were below their July 2022 rates.

Both counties' July 2023 rates were their lowest July rates since comparable statistics began in 1990. Morrow County's July 2023 rate was its lowest rate for any month over the same period and Umatilla County's tied for its lowest.

Nonfarm Employment Change


July 2022 to July 2023

Morrow County gained an estimated 170 jobs over the year. The private sector increased by 180 jobs. Construction saw the largest gain. Losses were confined to wholesale trade. The public sector dropped 10 jobs with a loss in state government overcoming a gain in federal government while local government was unchanged.

Umatilla County employment increased by an estimated 910 jobs over the year. The private sector increased by 590 jobs. Gains were led by professional and business services; leisure and hospitality; mining, logging, and construction; other services; and education and health services. Losses were led by manufacturing and transportation, warehousing, and utilities. The public sector added 320 jobs with gains in state government, other local government, Indian tribal, federal government, and local education.

Notable Industry Gains and Losses

Over-the-Year Employment Change from July 2022



Morrow

- Construction (+60)
- Manufacturing (+20)
- Transportation/Warehousing/Utilities (+20)
- Professional/Business Services (+20)
- Private Education/Health Services (+20)

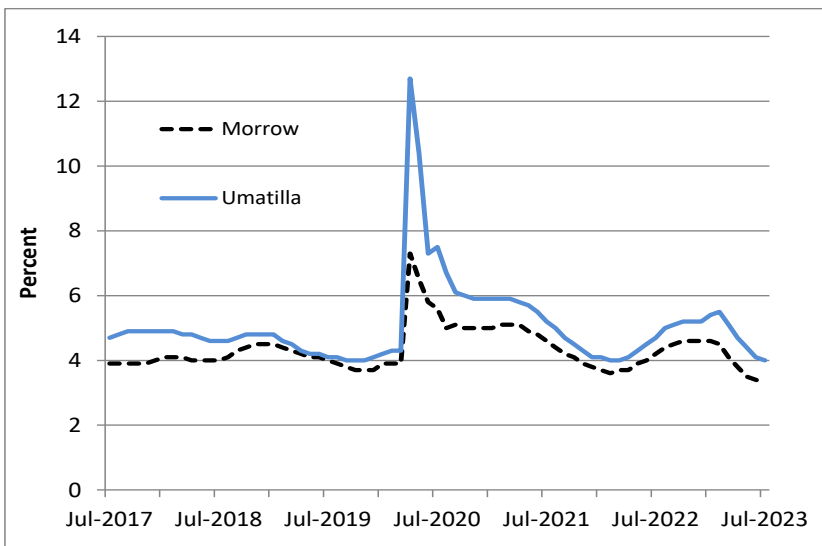
Umatilla

- Professional/Business Services (+510)
- Leisure/Hospitality (+230)
- State Government (+120)
- Mining/Logging/Construction (+90)
- Other Local Government (+90)
- Other Services (+80)

- Wholesale Trade (-30)
- State Government (-20)

- Manufacturing (-300)
- Transportation/Warehousing/Utilities (-150)
- Retail Trade (-10)

Unemployment rates at or near record lows since 1990



Want to learn more about the Oregon economy?

Follow us on Twitter at: twitter.com/OED_Research

Visit our web site at: QualityInfo.org

Visit our subscription service at: qualityinfo.org/subscribe

For more economic or labor market data about Morrow or Umatilla counties, contact:

Tony Wendel, Workforce Analyst

Cell: 541-667-7027

E-mail: Tony.A.Wendel@employ.oregon.gov

Dallas Fridley, Regional Economist

Cell: 541-645-0005

E-mail: Dallas.W.Fridley@employ.oregon.gov

Want to be added to the monthly distribution list?

E-mail me at: Tony.A.Wendel@employ.oregon.gov