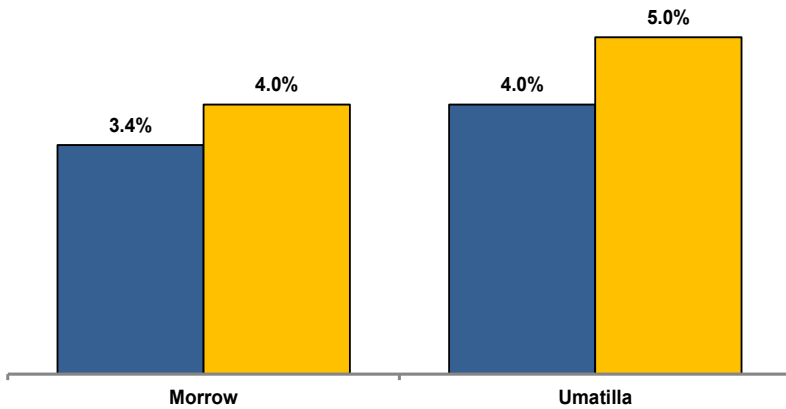


Unemployment Rates (Seasonally Adjusted)

■ March 2022 ■ March 2023



Unemployment Rate News

Morrow County's seasonally adjusted unemployment rate for March 2023 was 4.0%, while Umatilla County came in at 5.0%. Morrow County's rate was below Oregon's statewide rate of 4.4% and both counties' rates were above the national rate of 3.5%.

Morrow County's rate tied for ninth lowest among Oregon's 36 counties for the month while Umatilla County's ranked 23rd.

Both counties' rates were higher in March 2023 than in the previous March.

Since comparable statistics began in 1990, Morrow County's only lower March rates came in 2022, 2020, and 2018. Umatilla County had lower March rates in 2022, 2020, 2019, 2018, and 2017.

Nonfarm Employment Change


March 2022 to March 2023

Morrow County gained an estimated 350 jobs over the year. The private sector increased by 300 jobs. Manufacturing and professional and business services led gains. The only private industry to lose jobs was transportation, warehousing, and utilities. The public sector added 50 jobs with a gain in local government while federal and state government were unchanged.

Umatilla County employment increased by an estimated 140 jobs over the year. The private sector decreased by 70 jobs. Losses were led by transportation, warehousing, and utilities and manufacturing. Gains were led by leisure and hospitality, information, and other services. The public sector added 210 jobs with gains in Indian tribal, local education, and other local government overwhelming a loss in state government while federal government was unchanged.

Notable Industry Gains and Losses

Over-the-Year Employment Change from March 2022



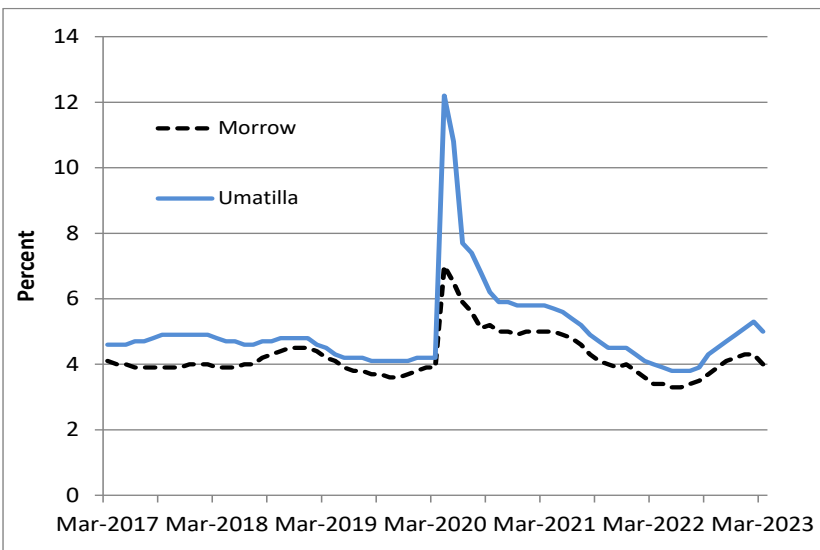
Morrow

- Manufacturing (+90)
- Local Government (+50)
- Professional/Business Services (+40)
- Leisure/Hospitality (+20)
- Mining/Logging (+10)
- Construction (+10)

Umatilla

- Leisure/Hospitality (+160)
 - Information (+120)
 - Indian Tribal (+100)
 - Local Education (+90)
 - Other Local Government (+70)
 - Other Services (+60)
-
- Transportation/Warehousing/Utilities (-10)
 - Transportation/Warehousing/Utilities (-220)
 - Manufacturing (-210)
 - State Government (-50)
 - Private Education/Health Services (-40)

Unemployment rate turns down after brief climb



Want to learn more about the Oregon economy?

Follow us on Twitter at: twitter.com/OED_Research

Visit our web site at: QualityInfo.org

Visit our subscription service at: qualityinfo.org/subscribe

For more economic or labor market data about Morrow or Umatilla counties, contact:

Tony Wendel, Workforce Analyst

Cell: 541-667-7027

E-mail: Tony.A.Wendel@employ.oregon.gov

Dallas Fridley, Regional Economist

Cell: 541-645-0005

E-mail: Dallas.W.Fridley@employ.oregon.gov

Want to be added to the monthly distribution list?

E-mail me at: Tony.A.Wendel@employ.oregon.gov