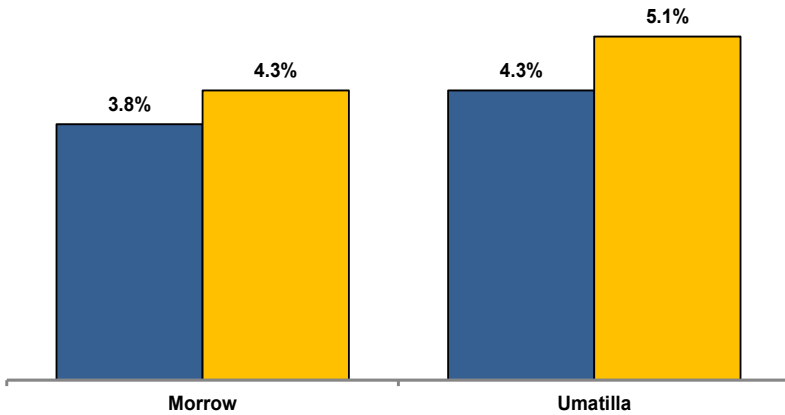


Unemployment Rates (Seasonally Adjusted)

■ January 2022 ■ January 2023



Unemployment Rate News

Morrow County's seasonally adjusted unemployment rate for January 2023 was 4.3%, while Umatilla County came in at 5.1%. Morrow County's rate was below Oregon's statewide rate of 4.8% and both counties' rates were above the national rate of 3.4%.

Morrow County's rate tied for 10th lowest among Oregon's 36 counties for the month while Umatilla County's ranked in a three-way tie for 22nd.

Both counties' rates were higher in January 2023 than in the previous January.

Since comparable statistics began in 1990, Morrow County's only lower January rates came in 2022, 2020, and 2018. Umatilla County had lower January rates in 2022, 2020, 2019, 2018, and 2017.

Nonfarm Employment Change


January 2022 to January 2023

Morrow County gained an estimated 460 jobs over the year. The private sector increased by 380 jobs. Manufacturing and professional and business services led gains. The only private industry to lose jobs was mining and logging. The public sector added 80 jobs with gains in local and state government while federal government was unchanged.

Umatilla County employment increased by an estimated 520 jobs over the year. The private sector increased by 200 jobs. Gains were led by leisure and hospitality, information, and other services. Losses were led by transportation, warehousing, and utilities and manufacturing. The public sector added 320 jobs with gains in Indian tribal, local education, and other local government overwhelming a loss in state government while federal government was unchanged.

Notable Industry Gains and Losses

Over-the-Year Employment Change from January 2022



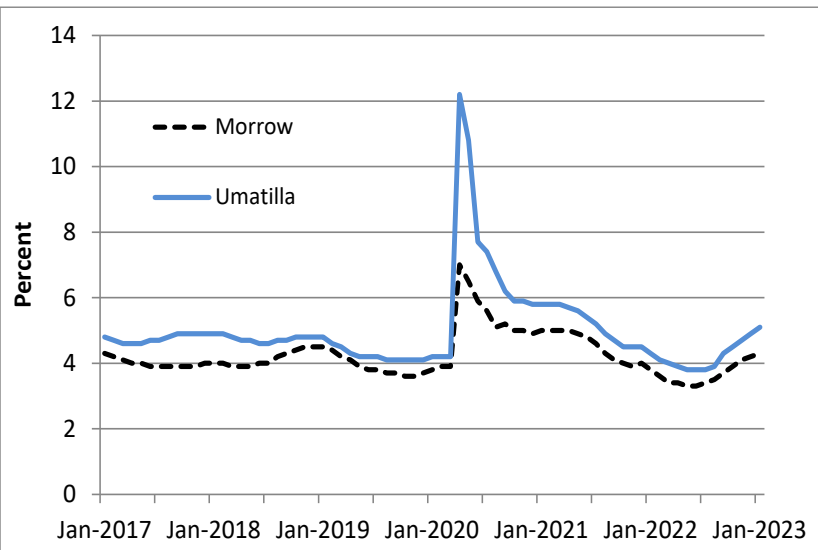
Morrow

- Manufacturing (+110)
- Local Government (+50)
- Professional/Business Services (+40)
- Retail Trade (+30)
- State Government (+30)

Umatilla

- Leisure/Hospitality (+190)
 - Indian Tribal (+140)
 - Local Education (+130)
 - Information (+120)
 - Other Local Government (+80)
 - Other Services (+70)
-
- Mining/Logging (-10)
 - Transportation/Warehousing/Utilities (-160)
 - Manufacturing (-130)
 - Private Education/Health Services (-40)
 - State Government (-30)

Unemployment rate climbing from historical lows (since 1990)



Want to learn more about the Oregon economy?

Follow us on Twitter at: twitter.com/OED_Research

Visit our web site at: QualityInfo.org

Visit our subscription service at: qualityinfo.org/subscribe

For more economic or labor market data about Morrow or Umatilla counties, contact:

Tony Wendel, Workforce Analyst

Cell: 541-667-7027

E-mail: Tony.A.Wendel@employ.oregon.gov

Dallas Fridley, Regional Economist

Cell: 541-645-0005

E-mail: Dallas.W.Fridley@employ.oregon.gov

Want to be added to the monthly distribution list?

E-mail me at: Tony.A.Wendel@employ.oregon.gov