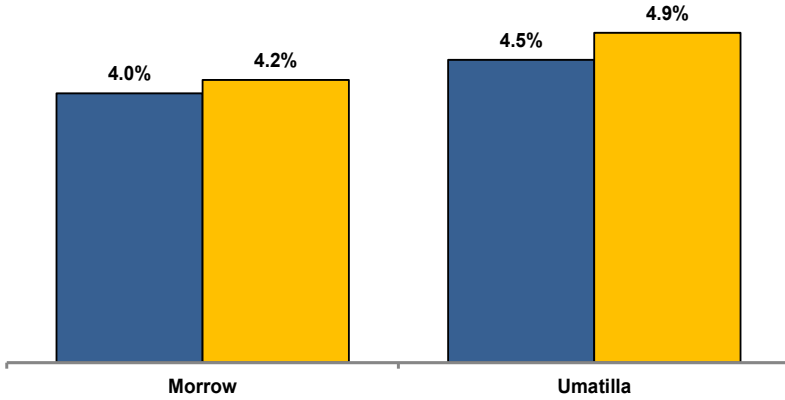


Unemployment Rates (Seasonally Adjusted)

December 2021 December 2022



Unemployment Rate News

Morrow County's seasonally adjusted unemployment rate for December 2022 was 4.2%, while Umatilla County came in at 4.9%. Morrow County's rate was below Oregon's statewide rate of 4.5% and both counties' rates were above the national rate of 3.5%.

Morrow County's rate ranked in a three-way tie for ninth lowest among Oregon's 36 counties for the month while Umatilla County's ranked 21st.

Both counties' rates were higher in December 2022 than in the previous December.

Since comparable statistics began in 1990, Umatilla County's only lower December rates came in 2021, 2019, and 2018. Morrow County had lower December rates in 2021, 2019, and 2017.

Nonfarm Employment Change


December 2021 to December 2022

Morrow County gained an estimated 440 jobs over the year. The private sector increased by 360 jobs. Construction and professional and business services led gains. No private industries lost jobs. The public sector added 80 jobs with a gain in local government while federal and state government were unchanged.

Umatilla County employment increased by an estimated 190 jobs over the year. The private sector decreased by 50 jobs. Losses were led by manufacturing; retail trade; and transportation, warehousing, and utilities. Gains were led by leisure and hospitality and information. The public sector added 240 jobs with gains in Indian tribal, local education, other local government, and federal government while state government was unchanged.

Notable Industry Gains and Losses

Over-the-Year Employment Change from December 2021



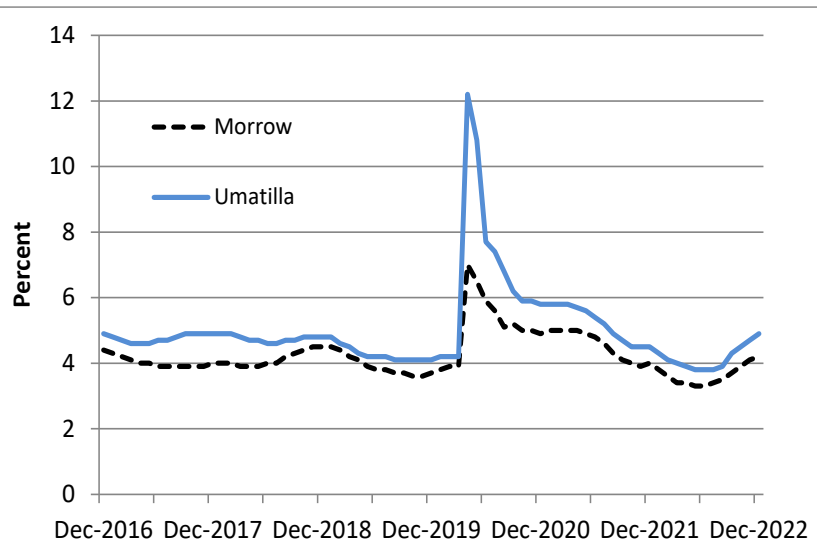
Morrow

- Local Government (+80)
- Construction (+50)
- Professional/Business Services (+40)
- Retail Trade (+30)
- Leisure/Hospitality (+20)

Umatilla

- Leisure/Hospitality (+250)
- Information (+140)
- Indian Tribal (+80)
- Local Education (+70)
- Other Local Government (+70)
- Manufacturing (-270)
- Transportation/Warehousing/Utilities (-170)
- Retail Trade (-120)
- Mining/Logging/Construction (-30)

Unemployment rate climbing from historical lows (since 1990)



Want to learn more about the Oregon economy?

Follow us on Twitter at: twitter.com/OED_Research

Visit our web site at: QualityInfo.org

Visit our subscription service at: qualityinfo.org/subscribe

For more economic or labor market data about Morrow or Umatilla counties, contact:

Tony Wendel, Workforce Analyst

Cell: 541-667-7027

E-mail: Tony.A.Wendel@employ.oregon.gov

Dallas Fridley, Regional Economist

Cell: 541-645-0005

E-mail: Dallas.W.Fridley@employ.oregon.gov

Want to be added to the monthly distribution list?

E-mail me at: Tony.A.Wendel@employ.oregon.gov