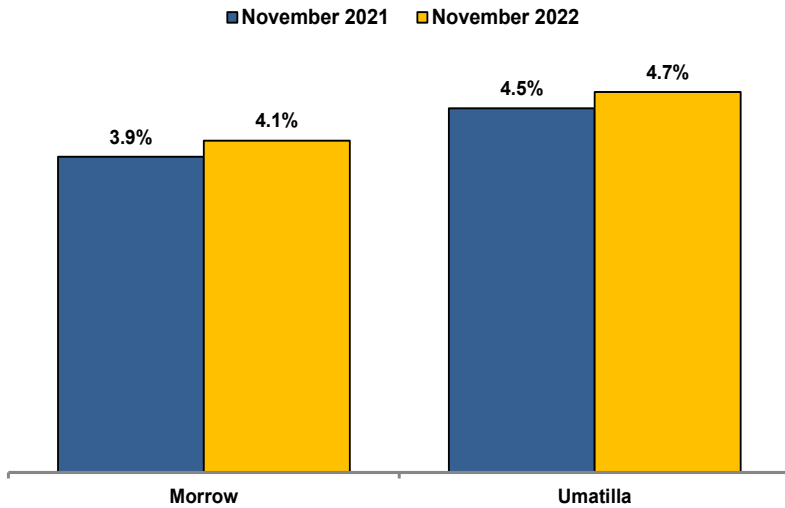


Unemployment Rates (Seasonally Adjusted)



Unemployment Rate News

Morrow County's seasonally adjusted unemployment rate for November 2022 was 4.1%, while Umatilla County came in at 4.7%. Morrow County's rate was below Oregon's statewide rate of 4.4% and both counties' rates were above the national rate of 3.7%.

Morrow County's rate ranked in a three-way tie for 11th lowest among Oregon's 36 counties for the month while Umatilla County's ranked in a three-way tie for 21st.

Both counties' rates were higher in November 2022 than in the previous November.

Since comparable statistics began in 1990, Umatilla County's only lower November rates came in 2021 and 2019. Morrow County had lower November rates in 2021, 2019, and 2017.

Nonfarm Employment Change


November 2021 to November 2022

Morrow County gained an estimated 410 jobs over the year. The private sector increased by 350 jobs. Construction and professional and business services led gains. No private industries lost jobs. The public sector added 60 jobs with a gain in local government while federal and state government were unchanged.

Umatilla County employment increased by an estimated 390 jobs over the year. The private sector added 220 jobs. Gains were led by leisure and hospitality, information, education and health services, and professional and business services. Losses were led by retail trade; transportation, warehousing, and utilities; and manufacturing. The public sector added 170 jobs with gains in other local government, Indian tribal, local education, and federal government overwhelming a loss in state government.

Notable Industry Gains and Losses

Over-the-Year Employment Change from November 2021



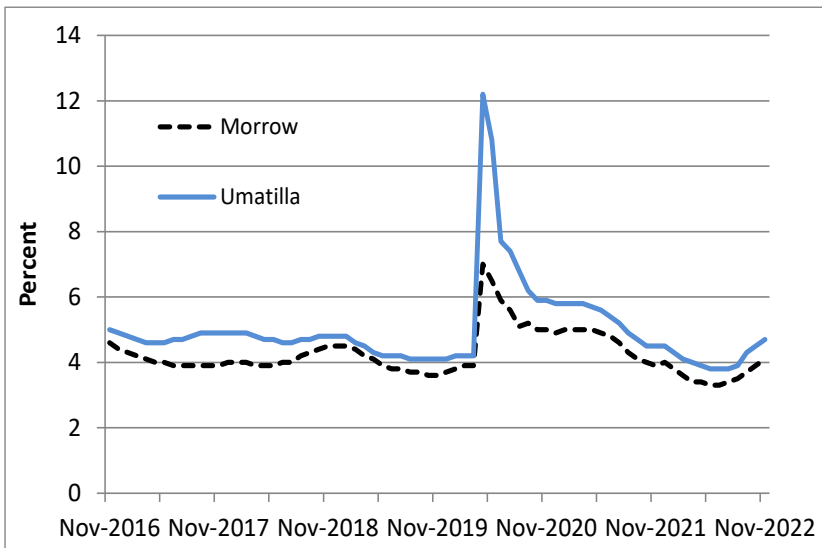
Morrow

- Construction (+60)
- Local Government (+60)
- Professional/Business Services (+30)
- Leisure/Hospitality (+20)
- Retail Trade (+20)

Umatilla

- Leisure/Hospitality (+270)
- Information (+160)
- Other Local Government (+80)
- Private Education/Health Services (+50)
- Professional/Business Services (+40)
- Retail Trade (-140)
- Transportation/Warehousing/Utilities (-140)
- Manufacturing (-90)
- State Government (-20)

Unemployment rate climbing from historical lows (since 1990)



Want to learn more about the Oregon economy?

Follow us on Twitter at: twitter.com/OED_Research

Visit our web site at: QualityInfo.org

Visit our subscription service at: qualityinfo.org/subscribe

For more economic or labor market data about Morrow or Umatilla counties, contact:

Tony Wendel, Workforce Analyst

Cell: 541-667-7027

E-mail: Tony.A.Wendel@employ.oregon.gov

Dallas Fridley, Regional Economist

Cell: 541-645-0005

E-mail: Dallas.W.Fridley@employ.oregon.gov

Want to be added to the monthly distribution list?

E-mail me at: Tony.A.Wendel@employ.oregon.gov