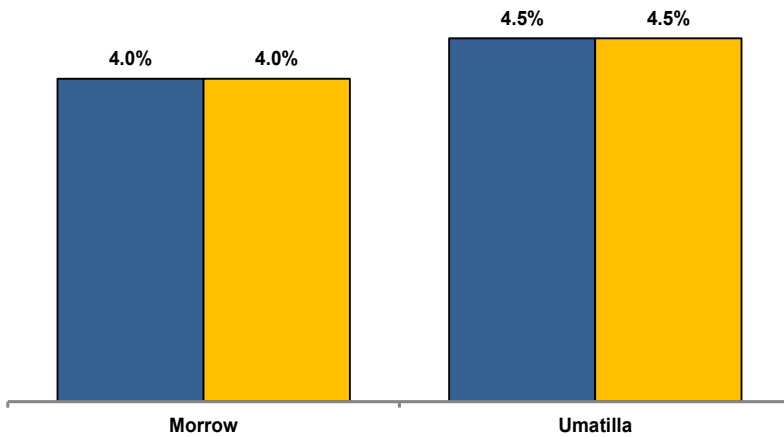


### Unemployment Rates (Seasonally Adjusted)

■ October 2021 ■ October 2022



### Unemployment Rate News

Morrow County's seasonally adjusted unemployment rate for October 2022 was 4.0%, while Umatilla County came in at 4.5%. Morrow County's rate was below Oregon's statewide rate of 4.1% and both counties' rates were above the national rate of 3.7%.

Morrow County's rate ranked in a three-way tie for 13th lowest among Oregon's 36 counties for the month while Umatilla County's ranked in a three-way tie for 22nd.

Both counties' rates were unchanged from October 2021.

Since comparable statistics began in 1990, Umatilla County's only lower October rate came in 2019. Morrow County had lower October rates in 2019 and 2017.

### Nonfarm Employment Change


October 2021 to October 2022

Morrow County gained an estimated 370 jobs over the year. The private sector increased by 340 jobs. Construction: retail trade; transportation, warehousing, and utilities; and professional and business services led gains while losses were confined to manufacturing. The public sector added 30 jobs with gains in local and state government while federal government was unchanged.

Umatilla County employment increased by an estimated 350 jobs over the year. The private sector added 260 jobs. Gains were led by leisure and hospitality, information, other services, and professional and business services. Losses were led by retail trade; transportation, warehousing, and utilities; and manufacturing. The public sector added 90 jobs with gains in other local government, local education, and Indian tribal overwhelming a loss in federal government while state government was unchanged.

### Notable Industry Gains and Losses

Over-the-Year Employment Change from October 2021



#### Morrow

Construction (+50)  
Retail Trade (+30)  
Transportation/Warehousing/Utilities (+20)  
Professional/Business Services (+20)

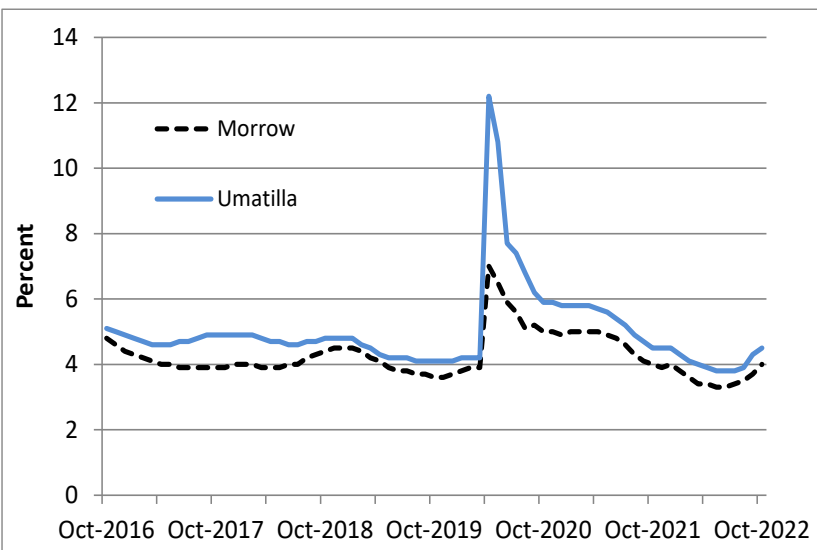
Manufacturing (-10)

#### Umatilla

Leisure/Hospitality (+270)  
Information (+140)  
Other Services (+80)  
Professional/Business Services (+70)

Retail Trade (-160)  
Transportation/Warehousing/Utilities (-130)  
Manufacturing (-80)  
Mining/Logging/Construction (-10)

### Unemployment rate ticking up from historical lows (since 1990)



### Want to learn more about the Oregon economy?

Follow us on Twitter at: [twitter.com/OED\\_Research](https://twitter.com/OED_Research)

Visit our web site at: [QualityInfo.org](https://QualityInfo.org)

Visit our subscription service at: [qualityinfo.org/subscribe](https://qualityinfo.org/subscribe)

**For more economic or labor market data about Morrow or Umatilla counties, contact:**

**Tony Wendel, Workforce Analyst**

Cell: 541-667-7027

E-mail: [Tony.A.Wendel@employ.oregon.gov](mailto:Tony.A.Wendel@employ.oregon.gov)

**Dallas Fridley, Regional Economist**

Cell: 541-645-0005

E-mail: [Dallas.W.Fridley@employ.oregon.gov](mailto:Dallas.W.Fridley@employ.oregon.gov)

**Want to be added to the monthly distribution list?**

E-mail me at: [Tony.A.Wendel@employ.oregon.gov](mailto:Tony.A.Wendel@employ.oregon.gov)