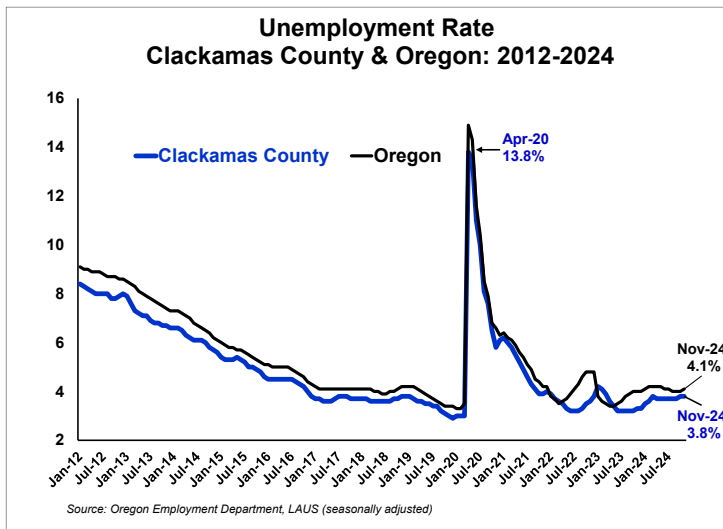


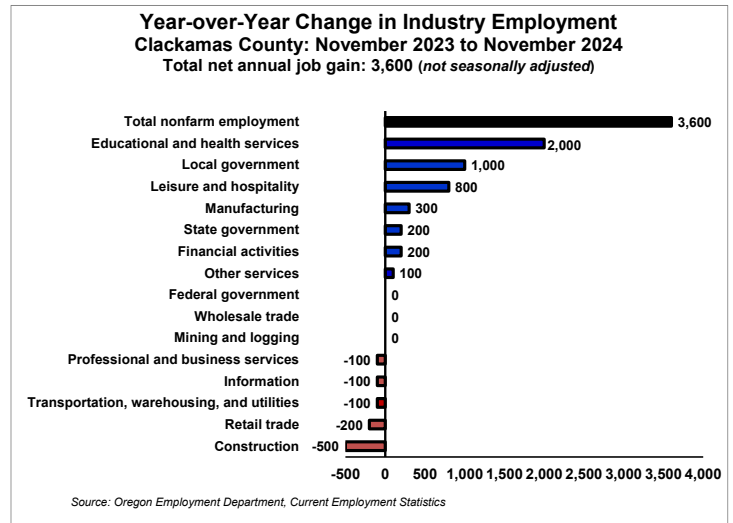
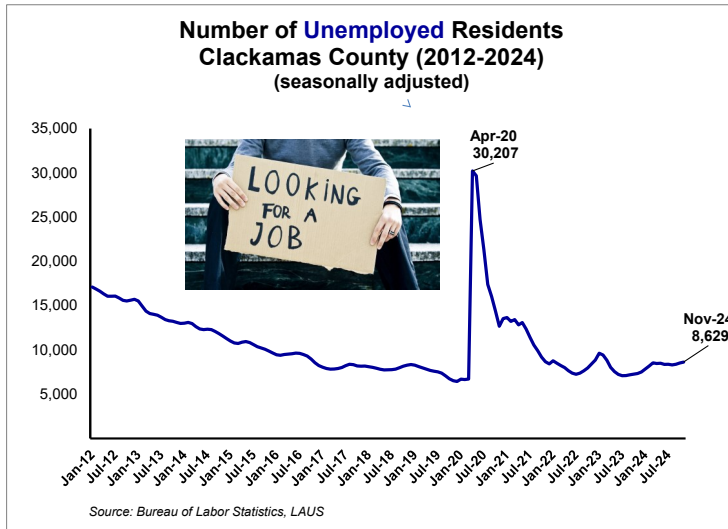
Clackamas County

ECONOMIC INDICATORS

December 2024 (November data)

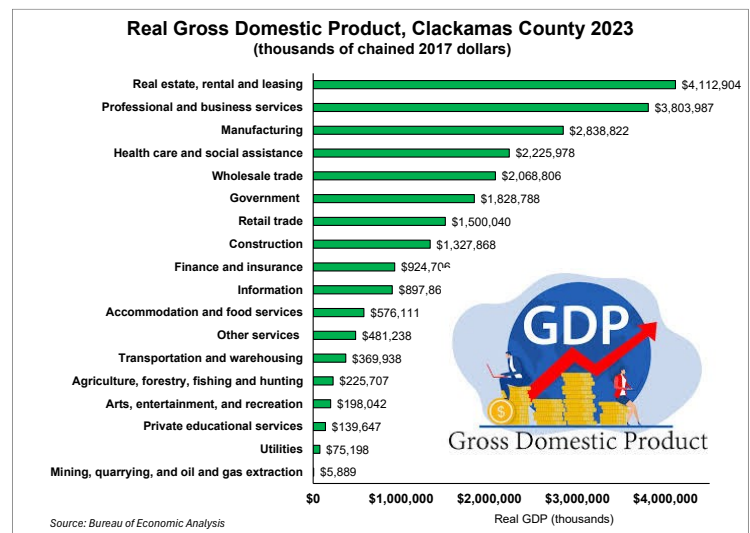


- The *seasonally adjusted* unemployment rate in Clackamas County during November remained unchanged from the previous month at 3.8%. The number of residents who were unemployed in the county reached 8,629 in November — an increase of 103 from the previous month.
- Total nonfarm employment in Clackamas County reached 174,900 in November with year-over-year employment growth at 3,600. The majority of job growth was in private education & health services (2,000), local government (1,000), and leisure & hospitality (800). The majority of job losses were seen in construction (-500) and retail trade (-200).



Graph of the Month: Gross Domestic Product (GDP) is the market value of all final goods and services produced within a geographic area in a given time period.

- Real GDP in Clackamas County reached \$23.4 billion in 2023 which was an increase of 0.8% or \$184 million in GDP from the previous year.
- Clackamas County had the third highest GDP of Oregon's 36 counties in 2023, surpassed by only Washington and Multnomah counties.
- Nearly one-half (46%) of the county's GDP was in three broad industries in 2023: real estate, rental and leasing (17.6%), professional and business services (16.3%), and manufacturing (12.1%).



For any questions or to subscribe: Lynn Wallis (971) 804-2100 Lynn.N.Wallis@employ.oregon.gov