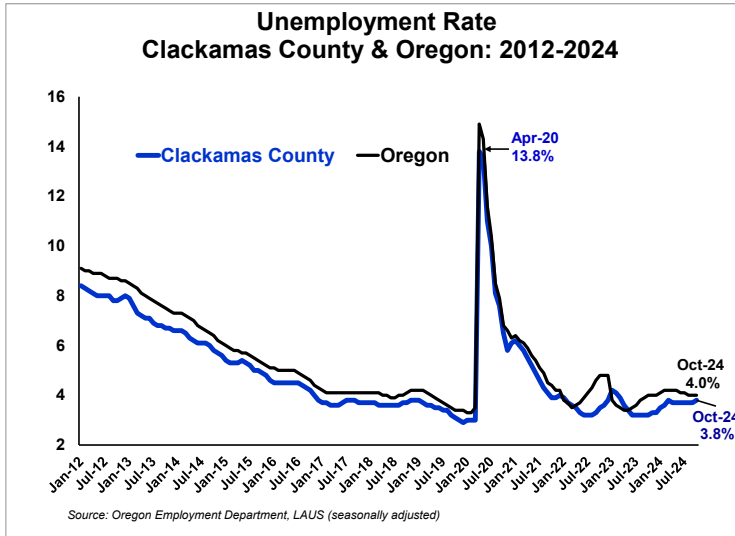
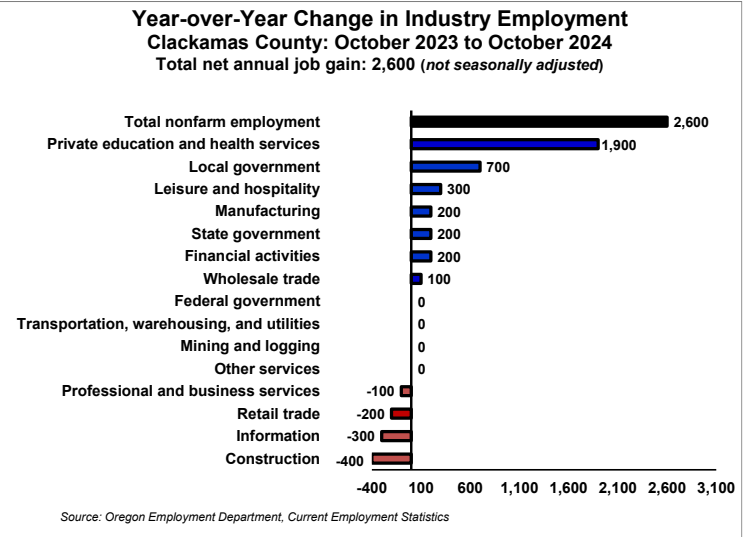
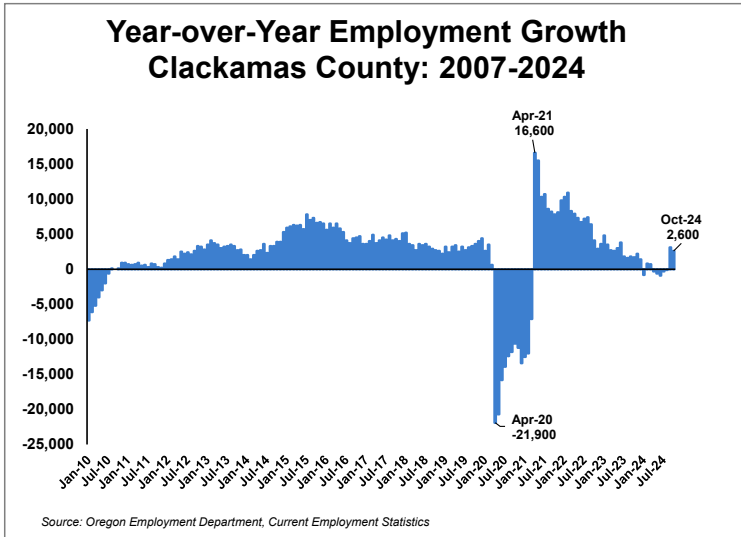


Clackamas County ECONOMIC INDICATORS

November 2024 (October data)



- The *seasonally adjusted* unemployment rate in Clackamas County during October ticked up to 3.8% from 3.7% the previous month. The number of residents who were unemployed in the county reached 8,540 in October.
- Total nonfarm employment in Clackamas County reached 174,000 in October with year-over-year employment growth at 2,600. The majority of job growth was in private education and health services (1,900) and local government (700). Job losses were seen in construction (-400); information (-300); retail trade (-200); and professional and business services (-100).



- This table provides living wage estimates for one working adult living in Clackamas County by household size (0 to 3 children) in 2024.
- The living wage for one adult with no children was estimated at \$27.72 an hour or \$57,650 a year.
- The living wage for one adult with one child was \$47.85 an hour or \$99,523 a year.
- The living wage for one adult and two children was \$62.38 an hour and the living wage for one adult and three children was \$81.59 an hour. Find additional household size and household budget estimates [here](#).

Graph of the Month: A living wage is the hourly wage that an individual in a household must earn to support themselves and/or their family, working full-time, or 2,080 hours per year.

Living Wage by Household Size, Clackamas County 2024

2024	1 ADULT			
	0 Children	1 Child	2 Children	3 Children
Household Size	0 Children	1 Child	2 Children	3 Children
Living Hourly Wage	\$27.72	\$47.85	\$62.38	\$81.59
Poverty Wage	\$7.24	\$9.83	\$12.41	\$15.00
Minimum Wage (standard)	\$14.20	\$14.20	\$14.20	\$14.20
Required annual income before taxes	\$57,650	\$99,523	\$129,754	\$169,698

Source: MIT, Living Wage Institute, 2024

For any questions or to subscribe: Lynn Wallis (971) 804-2100 Lynn.N.Wallis@employ.oregon.gov