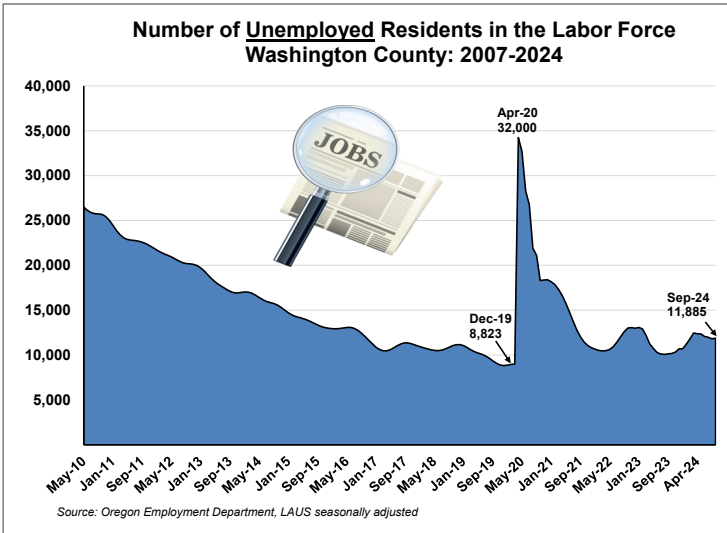
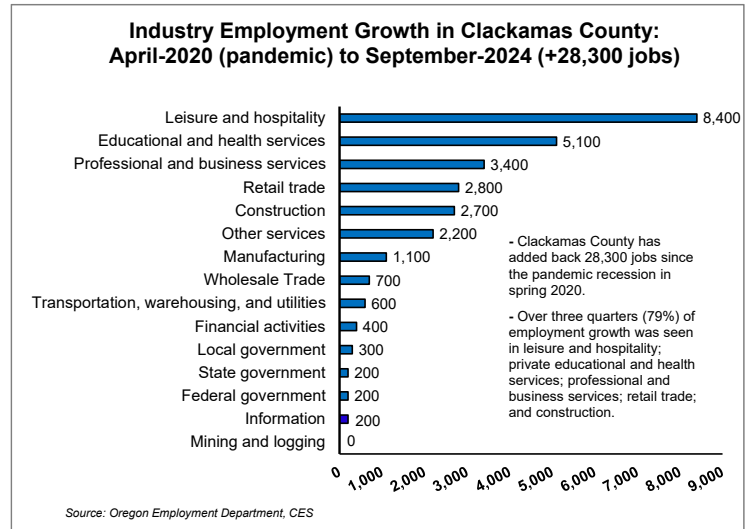
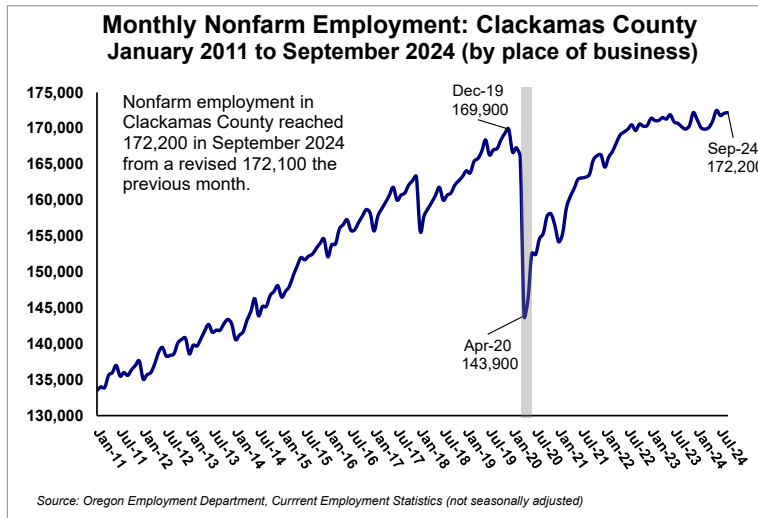


Clackamas County ECONOMIC INDICATORS

October 2024 (September data)

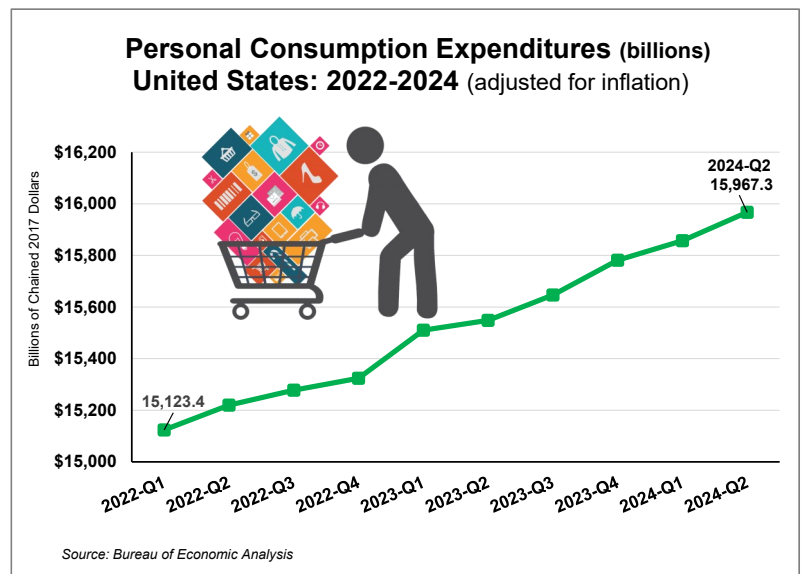


- The *seasonally adjusted* unemployment rate in Clackamas County in September remained unchanged at 3.7% over the last six months. The number of residents who were unemployed reached 11,885.
- Covered, nonfarm employment increased to 172,200 jobs in September from a revised 172,100 the previous month.
- Clackamas County has added back 28,300 jobs since jobs lost during the COVID recession in spring 2020. Two broad industries, leisure and hospitality and private education & health services, have added the highest number of jobs at 13,500 or 48%.



Graph of the Month: U.S. consumers continue to spend more and more on goods and services.

- Consumer spending on goods and services in the United States increased by 5.6% from first quarter 2022 to second quarter 2024.
- Total personal consumption expenditures reached 15,967.3 in billions of *inflation adjusted* dollars during second quarter 2024.
- In second quarter 2024, consumers spent 34% of their expenditures on goods (food, clothing, etc.) and 66% on services (housing, utilities, health care, etc.).



For any questions or to subscribe: Lynn Wallis (971) 804-2100 Lynn.N.Wallis@employ.oregon.gov