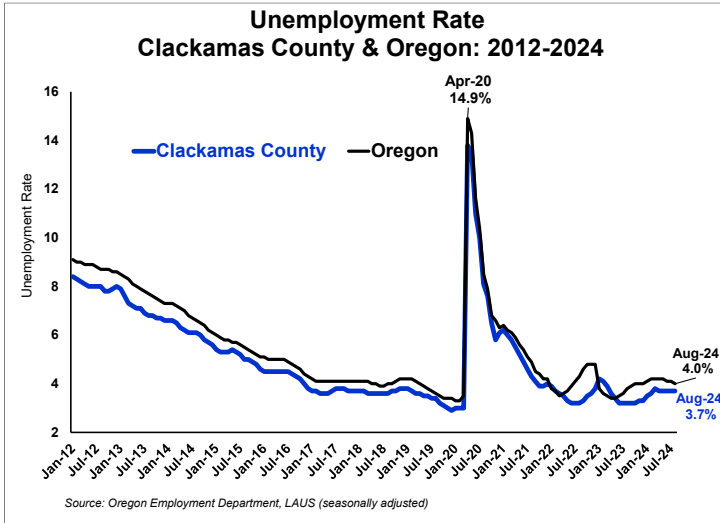


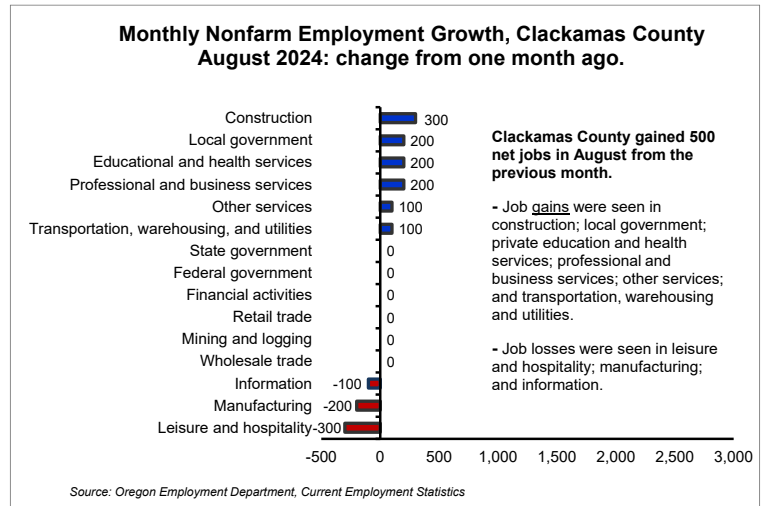
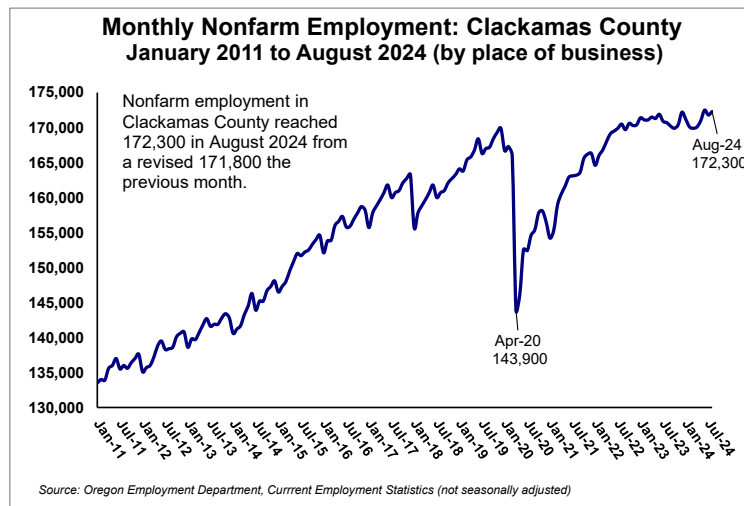
Clackamas County

ECONOMIC INDICATORS

September 2024 (August data)



- The *seasonally adjusted* unemployment rate in Clackamas County in August remained unchanged at 3.7% from the previous month. The county's labor force reached 229,076 in August and has continued to grow since March 2024.
- Covered, nonfarm employment increased to 172,300 in August from a revised 171,800 the previous month.
- Clackamas County gained a net total of 500 jobs in August from a month ago. Largest gains were in construction, local government, private education and health services, and professional and business services.



Graph of the Month: Year-over-year change in the “food at home” price index increased by 12.8 percentage points from May 2021 to August 2022.

- Year-to-year change in consumer price for “food at home” shot up from 0.7% in May 2021 to a high of 13.5% in August 2022.
- Change in the CPI for all items excluding food at home was significantly lower during a similar time period at 5.5% in May 2021 to a high of 8.8% in June 2022.
- In August, the year-to-year changes in CPI for “food at home” and the CPI “excluding food at home” fell to 0.9% and 2.6%, respectively.

