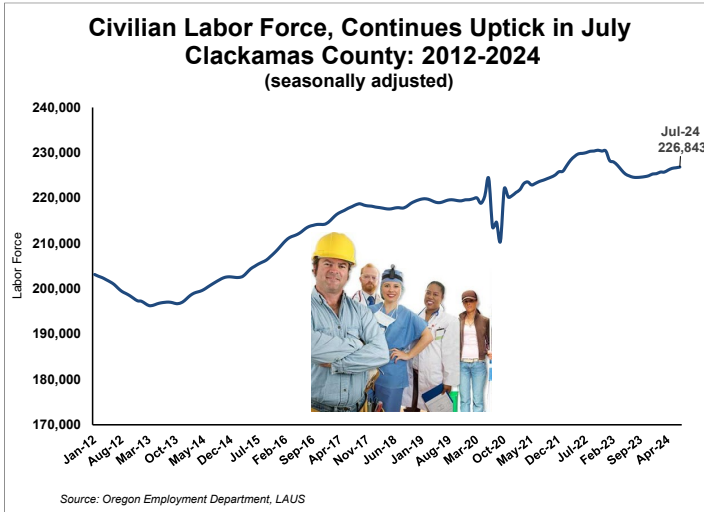


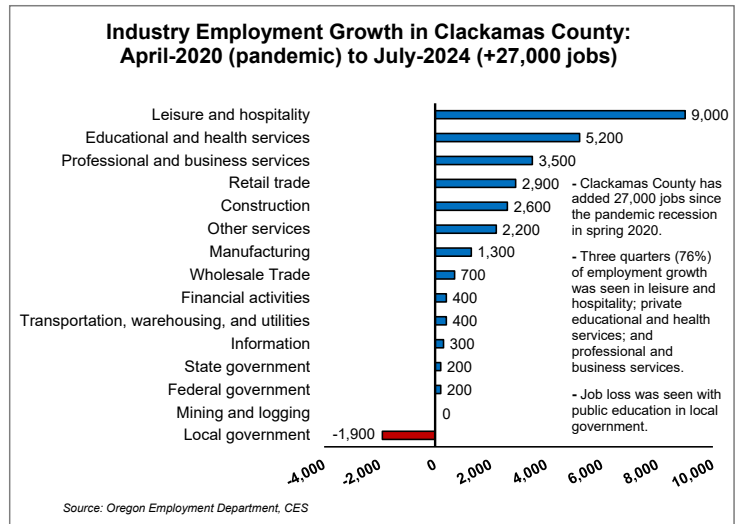
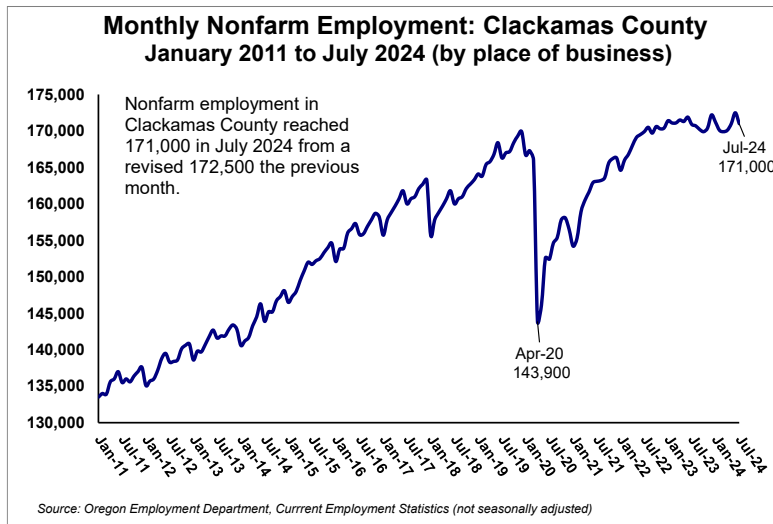
Clackamas County

ECONOMIC INDICATORS

August 2024 (July data)



- The *seasonally adjusted* unemployment rate in Clackamas County during July remained unchanged at 3.7% from the previous month. The county's labor force reached 226,843 in July and has continued to grow since March 2024.
- Covered, nonfarm employment fell to 171,000 in July from a revised 172,500 the previous month.
- Clackamas County has added back 27,000 jobs since the employment losses during the pandemic. Three quarters of job growth was in leisure and hospitality; private education and health services; and professional and business services.



Graph of the Month: Farms in Clackamas County according to the Census of Agriculture Survey.

- The number of farms in Clackamas County totaled 4,156 farms in 2022 compared to 4,297 in 2017.
- Farm lands in the county increased from 157,426 acres in 2017 to 157,937 acres in 2022.
- The number of the county's hired farm labor fell to 7,490 workers in 2022 from 8,223 in 2017. Migrant workers made up 12.6% of all hired farm labor in 2017 and 13.8% in 2022.

