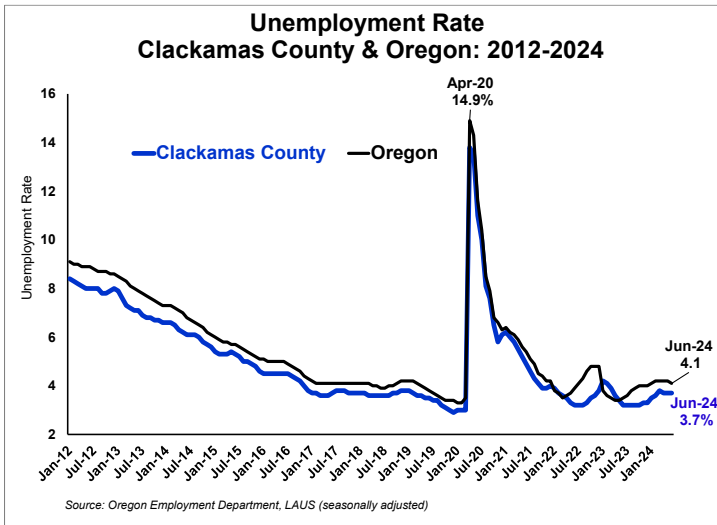


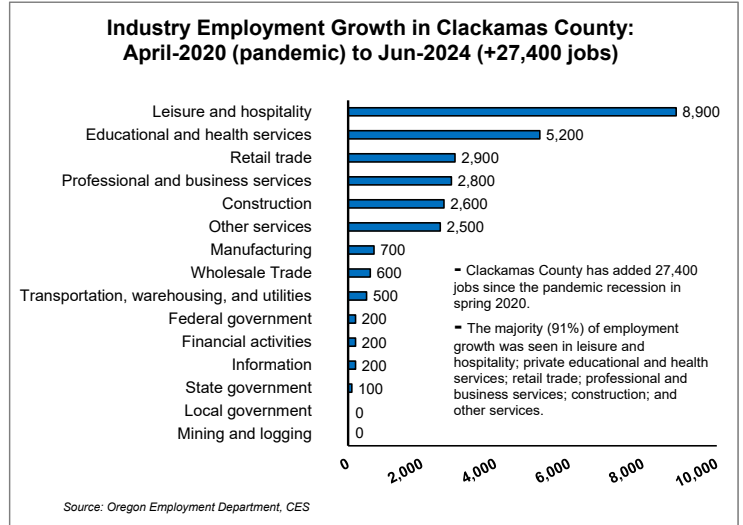
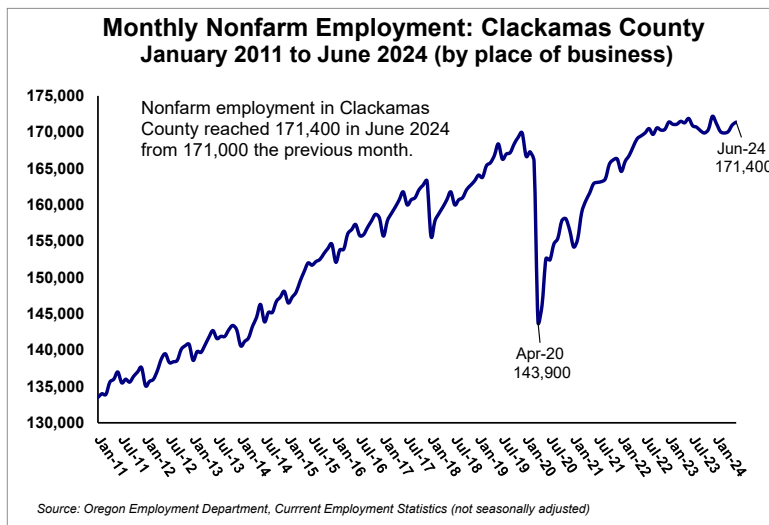
Clackamas County

ECONOMIC INDICATORS

July 2024 (June data)

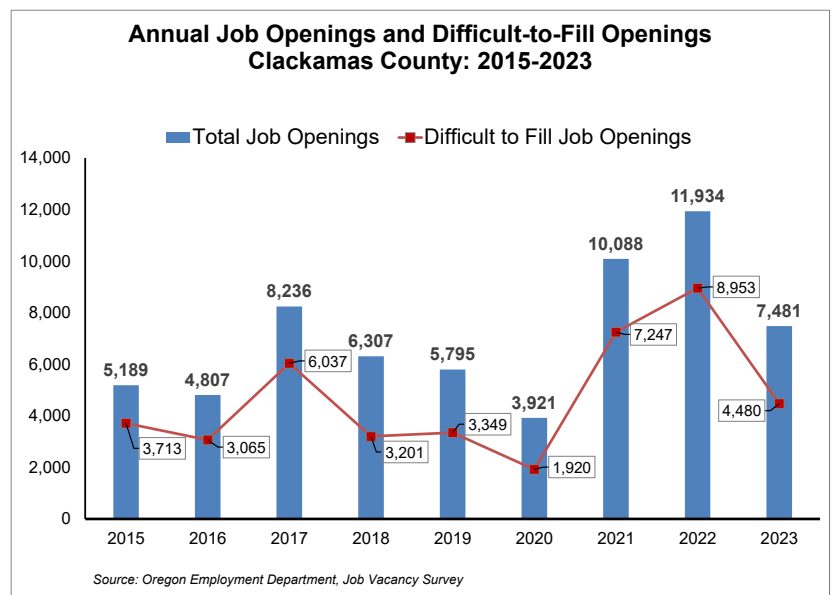


- The *seasonally adjusted* unemployment rate in Clackamas County during June remained at 3.7% from the previous month and was 0.4 percentage points below Oregon's unemployment rate of 4.1%.
- Covered, nonfarm employment grew to 171,400 in June from 171,000 in the previous month. Clackamas County has added back 27,400 jobs since the employment losses during the pandemic.
- The industries adding back the most jobs included leisure and hospitality (8,900) and private education and health services (5,200).



Graph of the Month: Recent demand for jobs in Clackamas County, measured by the *Job Vacancy Survey*, is still far ahead of the pre-pandemic levels in 2019.

- In the years following the recession during 2021-2022, job openings shot up by 157% in 2021 and by 204% in 2022.
- In 2023, job openings fell to more normal levels at 7,481 but still were above most years since 2015.
- The percentage of difficult-to-fill job openings in 2023 was at 60% which was lower than in the past two years.



For any questions or to subscribe: Lynn Wallis (971) 804-2100 Lynn.N.Wallis@employ.oregon.gov