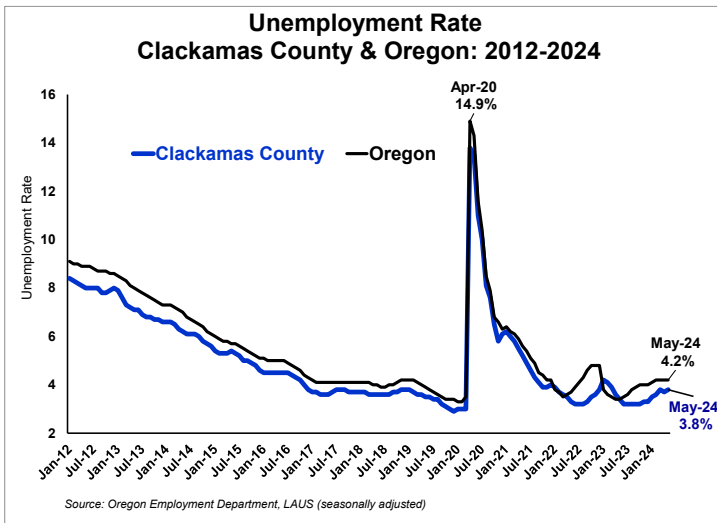


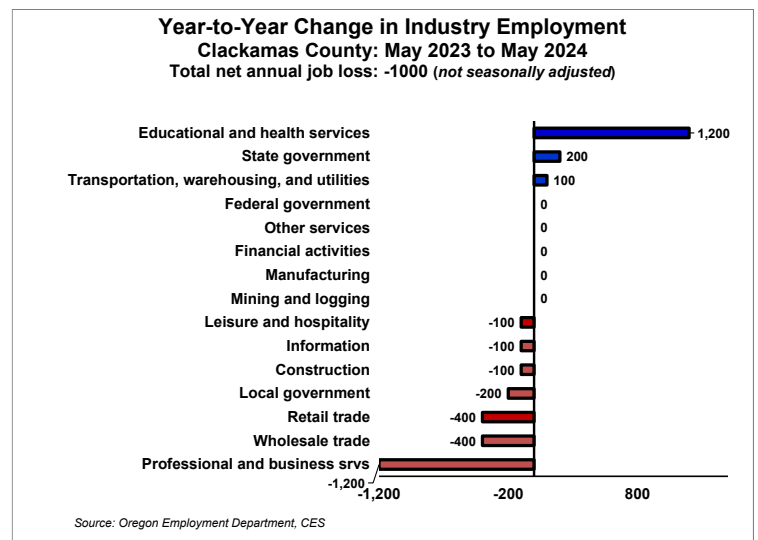
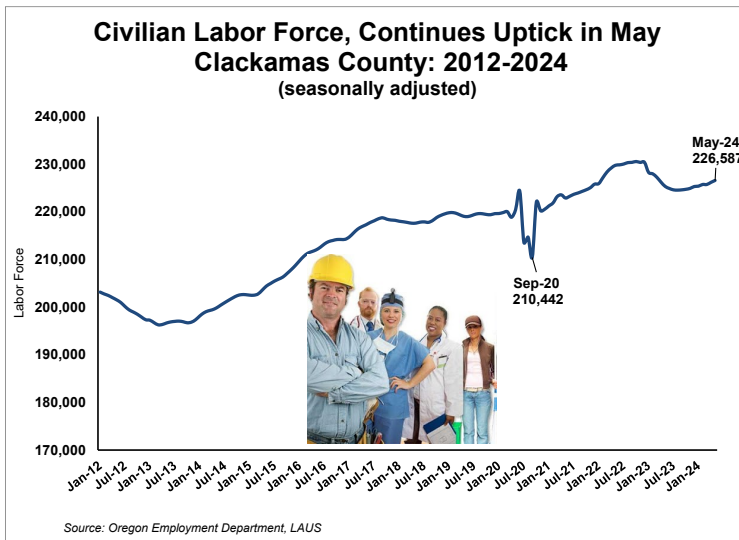
Clackamas County

ECONOMIC INDICATORS

June 2024 (May data)



- The *seasonally adjusted* unemployment rate in Clackamas County rose slightly to 3.8% in May from 3.7% the previous month. The number of residents in the labor force continues to grow, reaching 226,587 in May from 226,182 the previous month.
- Covered, nonfarm employment fell to 170,300 in May from 171,300 a year ago. Three broad industries showed year-to-year job growth: private education and health services (1,200), state government (200), and transportation, warehousing and utilities (100). Job losses were seen in seven broad industries with professional and business services (-1,200) with the most job loss.



Graph of the Month: The percentage of older workers in Clackamas County doubled from 12.3% in 2000 to 24.7% in 2023.

- The number of older workers (55+ years) in Clackamas County significantly increased by 27,008 or by 159% from 2000-2023.
- The proportion of all other age-groups in the workforce have actually decreased since 2000. The prime working age population (25-54 years) fell from 71% of workers in 2000 to 63.4% in 2023.
- The portion of younger workers (14-24 years) fell from 16.7% in 2000 to 11.9% in 2023.

