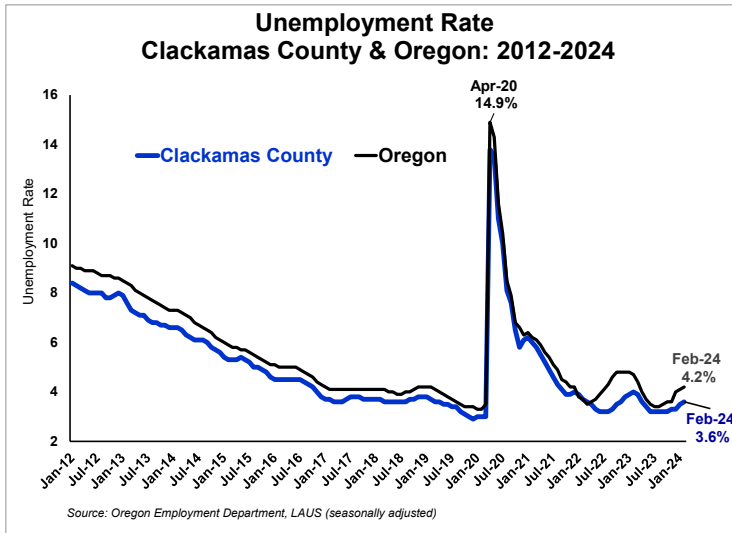


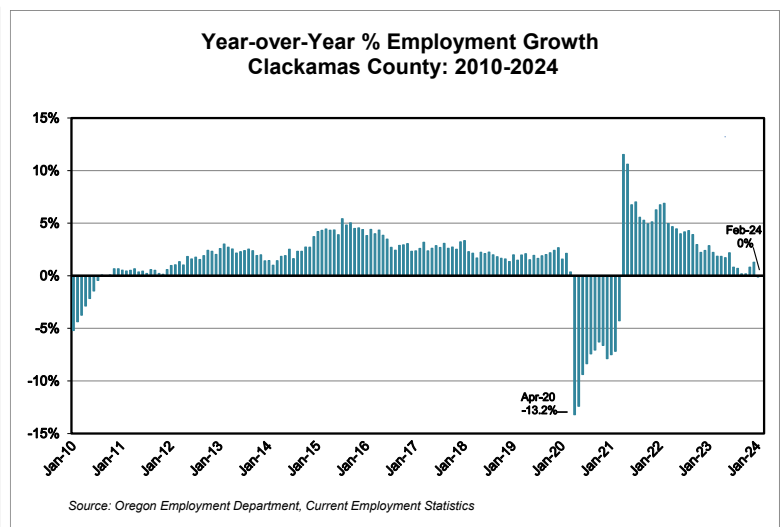
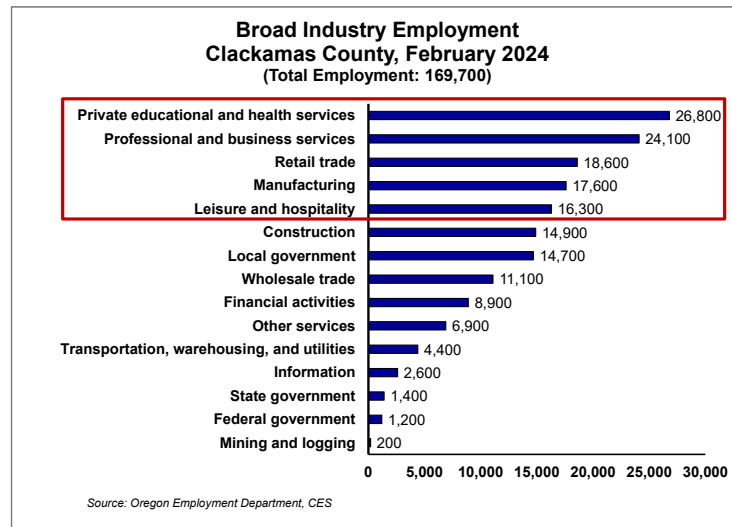
Clackamas County

ECONOMIC INDICATORS

March 2024 (February data)



- The unemployment rate in Clackamas County rose slightly to 3.6% in February from 3.5% the previous month. The number of unemployed residents in the labor force rose to 8,218 in February from 7,842 the previous month.
- Industry employment reached 169,700 in February which was 600 more than in January. Five broad industries made up 61% of jobs which included health services; professional & business services; retail trade; manufacturing; and leisure & hospitality.
- Year-over-year % employment growth in Clackamas County was at 0% in February up from -0.1% the previous month.



Graph of the Month: The percentage of older workers in Clackamas County has grown faster than other age-groups in the workforce during the last five years.

- **Older workers** (55-99) in Clackamas County saw the highest rate of growth at 8.8%, from 2018/Q3 to 2023/Q3, adding 3,232 workers.
- The **working age** population (24-54) grew at a lower rate of 3.6% adding 3,525 workers during the same time period.
- The number of **young workers** (14-24) had negative growth during this period at -5.9% losing 1,258 workers.

