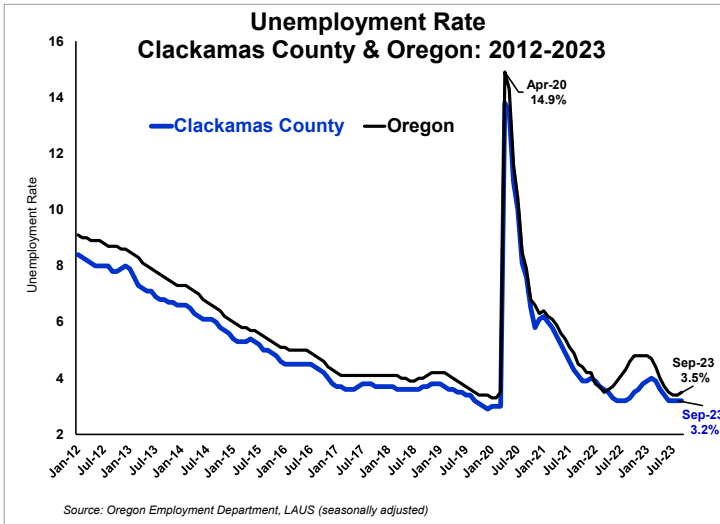


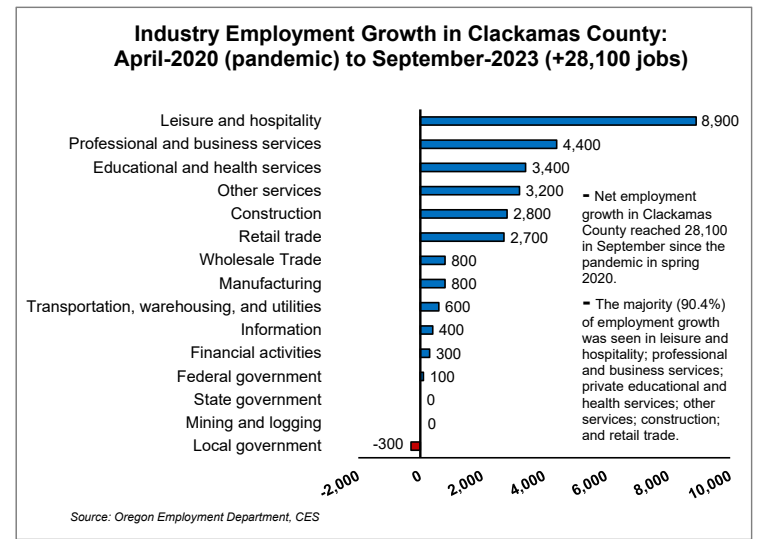
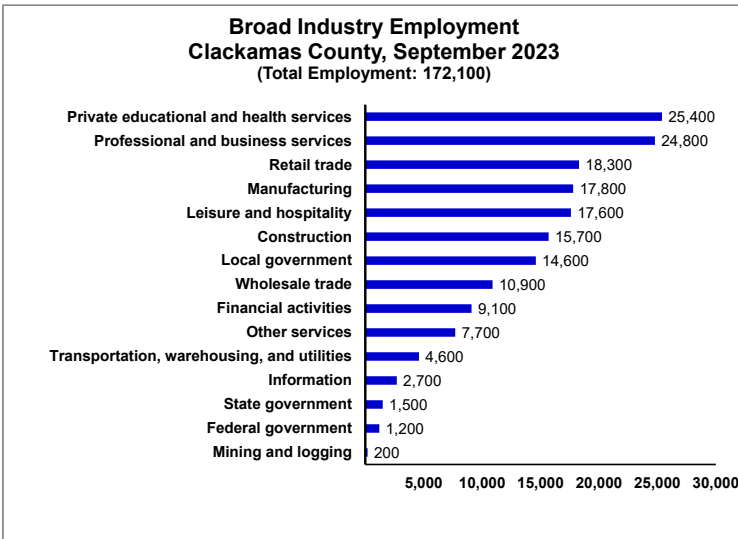
Clackamas County

ECONOMIC INDICATORS

October 2023 (September data)



- The *seasonally adjusted unemployment rate* in Clackamas County kept steady at 3.2% in September with 7,096 residents unemployed.
- The county's broad industry employment reached 172,100 in September. The two largest industries (private education & health services and professional & business services) made up 29% of employment.
- Since the pandemic losses in early 2020, the county has added back 28,100 jobs with the highest number of employment in leisure and hospitality (8,900) and professional and business services (4,400).



Inflation

- The year-over-year change in the Consumer Price Index (CPI) rose to 3.7% in September from 3.2% in July.
- According to the Bureau of Labor Statistics, the shelter index accounted for over 70% of the total increase in all items (less food and energy).
- Other significant over-the-year increases included motor vehicle insurance (+18.9%), recreation (+3.9%), personal care (+6.1%), and new vehicles (+2.5%).

