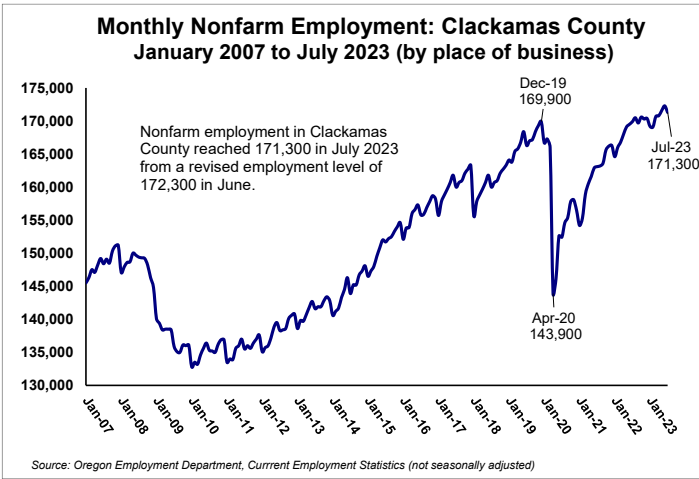


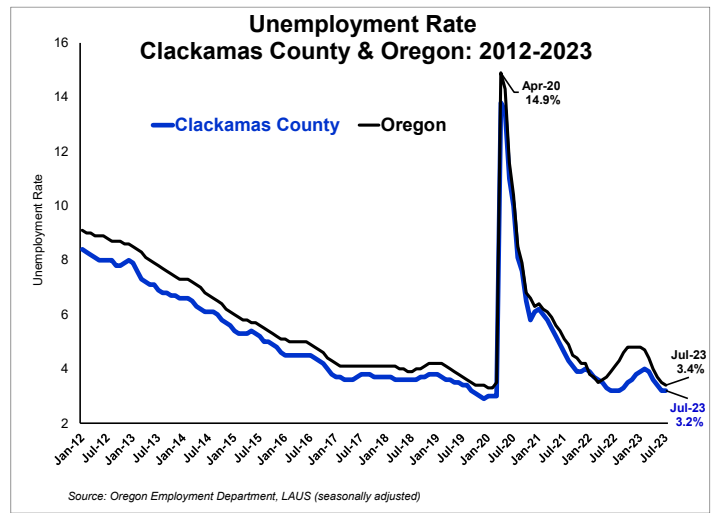
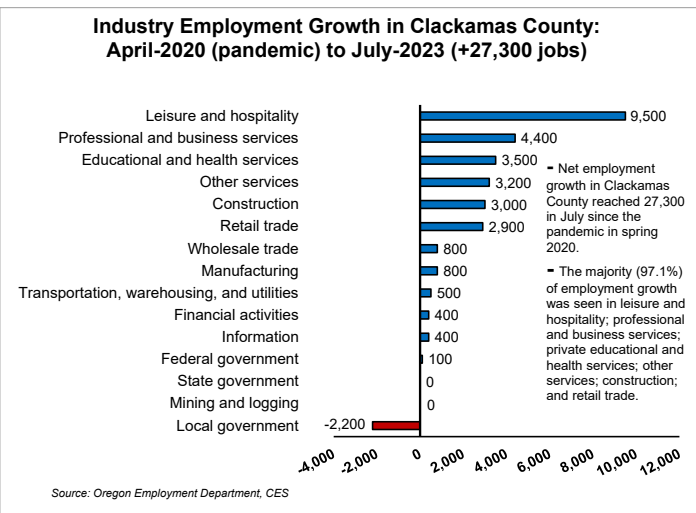
Clackamas County

ECONOMIC INDICATORS

August 2023 (July data)

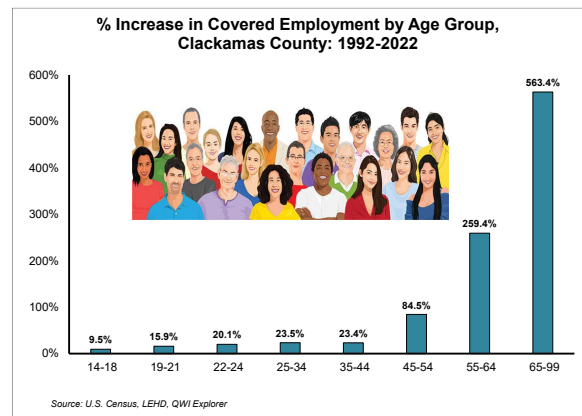
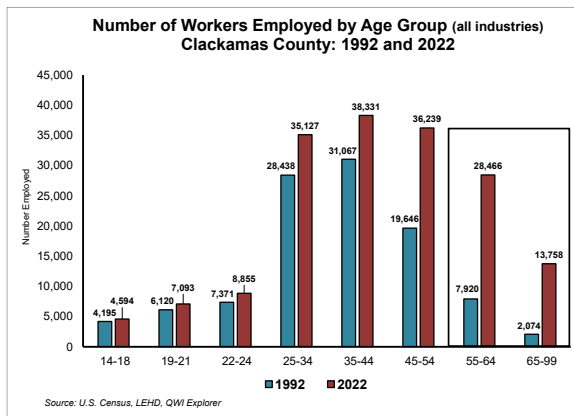


- **Total nonfarm employment** in Clackamas County reached 171,300 in July which was a loss of 1,000 jobs from the previous month and 1,571 more jobs than a year ago.
- Since the pandemic losses in early 2020, the county has added back 27,300 jobs with the highest number of jobs in leisure and hospitality (9,500) and professional and business services (4,400).
- The *seasonally adjusted unemployment rate* in Clackamas County fell to 3.2% in July with 7,231 residents unemployed and actively seeking work.



Older Workers are the Fastest Growing Workforce in Clackamas County

- The number of older workers (55+) in Clackamas County reached 42,224 in 2022 which was 32,230 or 322% more than 30 years ago.
- From 1992-2022, the portion of workers who were 55-64 years increased their numbers by 259%; the number of the oldest cohorts, 65-99 years, grew at a whopping 563% during the same time period.



For any questions or to be added to the list-serve: Lynn Wallis (971) 804-2100 Lynn.N.Wallis@employ.oregon.gov